

Sample Name: **SROG LCR (7Points-887) Primary**  
 Tested for: **Willamette Valley Alchemy**  
**Compliance Extract**

Laboratory ID: 20L0005-01

Matrix: Extracts and Concentrates

Sample Metrc ID: 1A4010300003909000013785

Lot # NA

Batch RFID: 1A4010300003909000013777

Batch Size: 1364.0 (g)

Process Date: 11/30/2020

License: 1000096CBB6

Date Sampled: 12/01/20 00:00

Date Accepted: 12/01/20



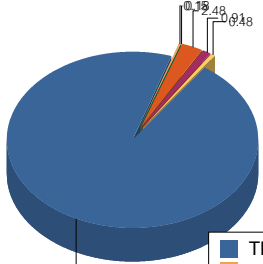
### Potency Analysis

Date Extracted: 12/02/20

Analysis Method: UNODC 5.4.8

Date Analyzed: 12/03/20

\* - ORELAP certified analyte

Cannabinoids	% weight	mg/g	LOQ (%)	Cannabinoids Profile														
<b>Total THC</b> ((THCA*0.877)+d9)	85.39	853.9	0.08	 <table border="1"> <tr><td>THC</td><td>85.39</td></tr> <tr><td>CBD</td><td>0.15</td></tr> <tr><td>CBN</td><td>0.18</td></tr> <tr><td>CBG</td><td>2.48</td></tr> <tr><td>CBC</td><td>0.91</td></tr> <tr><td>THCV</td><td>0.48</td></tr> <tr><td><b>Total</b></td><td><b>89.59</b></td></tr> </table>	THC	85.39	CBD	0.15	CBN	0.18	CBG	2.48	CBC	0.91	THCV	0.48	<b>Total</b>	<b>89.59</b>
THC	85.39																	
CBD	0.15																	
CBN	0.18																	
CBG	2.48																	
CBC	0.91																	
THCV	0.48																	
<b>Total</b>	<b>89.59</b>																	
<b>Total CBD</b> ((CBDA*0.877)+CBD)	0.15	1.5	0.08															
d9-THC (d9-Tetrahydrocannabinol)*	85.39	853.9	0.08															
d8-THC (d8-Tetrahydrocannabinol)*	< LOQ	< LOQ	0.10															
THCA (d9-Tetrahydrocannabinolic Acid)*	< LOQ	< LOQ	0.16															
CBD (Cannabidiol)*	0.15	1.5	0.08															
CBDA (Cannabidiolic Acid)*	< LOQ	< LOQ	0.16															
CBN (Cannabinol)*	0.18	1.8	0.08															
CBG (Cannabigerol)*	2.48	24.8	0.10															
CBGA (Cannabigerolic Acid)	< LOQ	< LOQ	0.10															
CBDV (Cannabidivarin)*	< LOQ	< LOQ	0.10															
CBDVA (Cannabidivarinic Acid)	< LOQ	< LOQ	0.10															
CBC (Cannabichromene)*	0.91	9.1	0.10															
THCV (Tetrahydrocannabivarin)	0.48	4.8	0.10															
<b>Total Cannabinoids</b>	<b>89.59</b>	<b>895.9</b>	<b>0.08</b>															

<LOQ - Results below the Limit of Quantitation - Compound not detected



Brian Weigel  
Lab Director

These results relate only to the sample included on this report. The report may not be reproduced except in full, without the written permission of SC Laboratories. Samples tested in accordance with Oregon Administrative Rules, TNI 2009 Standard and SC Laboratories quality assurance plan unless otherwise noted.

Sample Name: **SROG LCR (7Points-887) Duplicate**  
 Tested for: **Willamette Valley Alchemy**  
**Compliance Extract**

Laboratory ID: 20L0005-02

Matrix: Extracts and Concentrates

Sample Metrc ID: 1A4010300003909000013785

Process Date: 11/30/2020

Lot # NA

License: 1000096CBB6

Batch RFID: 1A4010300003909000013777

Date Sampled: 12/01/20 00:00

Batch Size: 1364.0 (g)

Date Accepted: 12/01/20

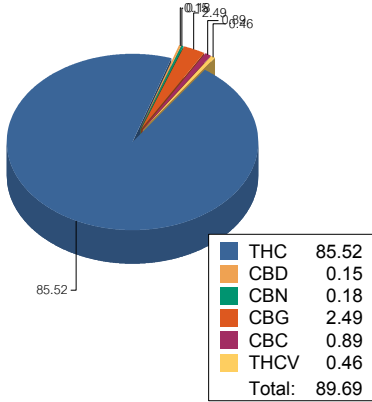
### Potency Analysis

Date Extracted: 12/02/20

Analysis Method: UNODC 5.4.8

Date Analyzed: 12/03/20

\* - ORELAP certified analyte

Cannabinoids	% weight	mg/g	LOQ (%)	Cannabinoids Profile
<b>Total THC</b> ((THCA*0.877)+d9)	85.52	855.2	0.08	
<b>Total CBD</b> ((CBDA*0.877)+CBD)	0.15	1.5	0.08	
d9-THC (d9-Tetrahydrocannabinol)*	85.52	855.2	0.08	
d8-THC (d8-Tetrahydrocannabinol)*	< LOQ	< LOQ	0.10	
THCA (d9-Tetrahydrocannabinolic Acid)*	< LOQ	< LOQ	0.15	
CBD (Cannabidiol)*	0.15	1.5	0.08	
CBDA (Cannabidiolic Acid)*	< LOQ	< LOQ	0.15	
CBN (Cannabinol)*	0.18	1.8	0.08	
CBG (Cannabigerol)*	2.49	24.9	0.10	
CBGA (Cannabigerolic Acid)	< LOQ	< LOQ	0.10	
CBDV (Cannabidivarin)*	< LOQ	< LOQ	0.10	
CBDVA (Cannabidivarinic Acid)	< LOQ	< LOQ	0.10	
CBC (Cannabichromene)*	0.89	8.9	0.10	
THCV (Tetrahydrocannabivarin)	0.46	4.6	0.10	
<b>Total Cannabinoids</b>	89.69	896.9	0.08	

<LOQ - Results below the Limit of Quantitation - Compound not detected

Sample Name: **SROG LCR (7Points-887)**

Sample Metrc ID: 1A4010300003909000013785

	Primary Result %	Duplicate Result %	Average %	% RPD	Pass/Fail (<15%RPD)
<b>Total THC</b> ((THCA*0.877)+d9)	85.39	85.52	85.46	0.152	PASS
<b>Total CBD</b> ((CBDA*0.877)+CBD)	0.15	0.15	0.15	NA	NA



Brian Weigel  
 Lab Director

These results relate only to the sample included on this report. The report may not be reproduced except in full, without the written permission of SC Laboratories. Samples tested in accordance with Oregon Administrative Rules, TNI 2009 Standard and SC Laboratories quality assurance plan unless otherwise noted.

<b>Sample Name:</b> SROG LCR (7Points-887) Primary	<b>License:</b> 100096CBB6
<b>Tested for:</b> Willamette Valley Alchemy Compliance Extract	<b>Date Sampled:</b> 12/01/20 00:00
	<b>Date Accepted:</b> 12/01/20
<b>Laboratory ID:</b> 20L0005-01	<b>Sample Metrc ID:</b> 1A4010300003909000013785
<b>Matrix:</b> Extracts and Concentrates	<b>Batch RFID:</b> 1A4010300003909000013777
<b>Lot # NA</b>	<b>Batch Size:</b> 1364.0 (g)

### Terpene Analysis

Date Extracted: 12/02/20

Analysis Method: Terpenes by GC/FID

Date Analyzed: 12/02/20

Analyte	Result (%)	LOQ	Analyte	Result	LOQ
alpha Pinene	0.196	0.094	beta Myrcene	0.701	0.094
alpha Phellandrene	< LOQ	0.094	3-Carene	< LOQ	0.094
alpha Terpinene	< LOQ	0.094	Limonene	0.948	0.094
Terpinolene	< LOQ	0.094	Linalool	0.204	0.094
Fenchol	0.245	0.094	Borneol	< LOQ	0.094
Terpineol	0.302	0.094	Geraniol	< LOQ	0.094
alpha Humulene	0.404	0.094	beta Caryophyllene	0.861	0.094
(-)-Caryophyllene Oxide	< LOQ	0.094	(-)-alpha Bisabolol	0.379	0.094
Camphene	< LOQ	0.094	beta Pinene	0.149	0.094
Ocimene	< LOQ	0.094	Sabinene	< LOQ	0.094
Camphor	< LOQ	0.094	Isoborneol	< LOQ	0.094
Menthol	< LOQ	0.094	alpha Cedrene	< LOQ	0.094
Nerolidol	< LOQ	0.094	(+)-Pulegone	< LOQ	0.094
Eucalyptol	< LOQ	0.094	p-Cymene	< LOQ	0.094
(-)-Isopulegol	< LOQ	0.094	Geranyl Acetate	< LOQ	0.094
Guaiol	< LOQ	0.094	Valencene	< LOQ	0.094
Phytol	< LOQ	0.094	Citronellol	< LOQ	0.094
gamma Terpinene	< LOQ	0.094			
<b>Total Terpenes</b>				<b>4.389 %</b>	

<LOQ - Results below the Limit of Quantitation - Compound not detected

Terpene Analysis is not ORELAP Accredited.



Brian Weigel  
Lab Director

These results relate only to the sample included on this report. The report may not be reproduced except in full, without the written permission of SC Laboratories. Samples tested in accordance with Oregon Administrative Rules, TNI 2009 Standard and SC Laboratories quality assurance plan unless otherwise noted.

Sample Name: **SROG LCR (7Points-887) Primary**

License: **1000096CBB6**

Tested for: **Willamette Valley Alchemy**

Date Sampled: **12/01/20 00:00**

**Compliance Extract**

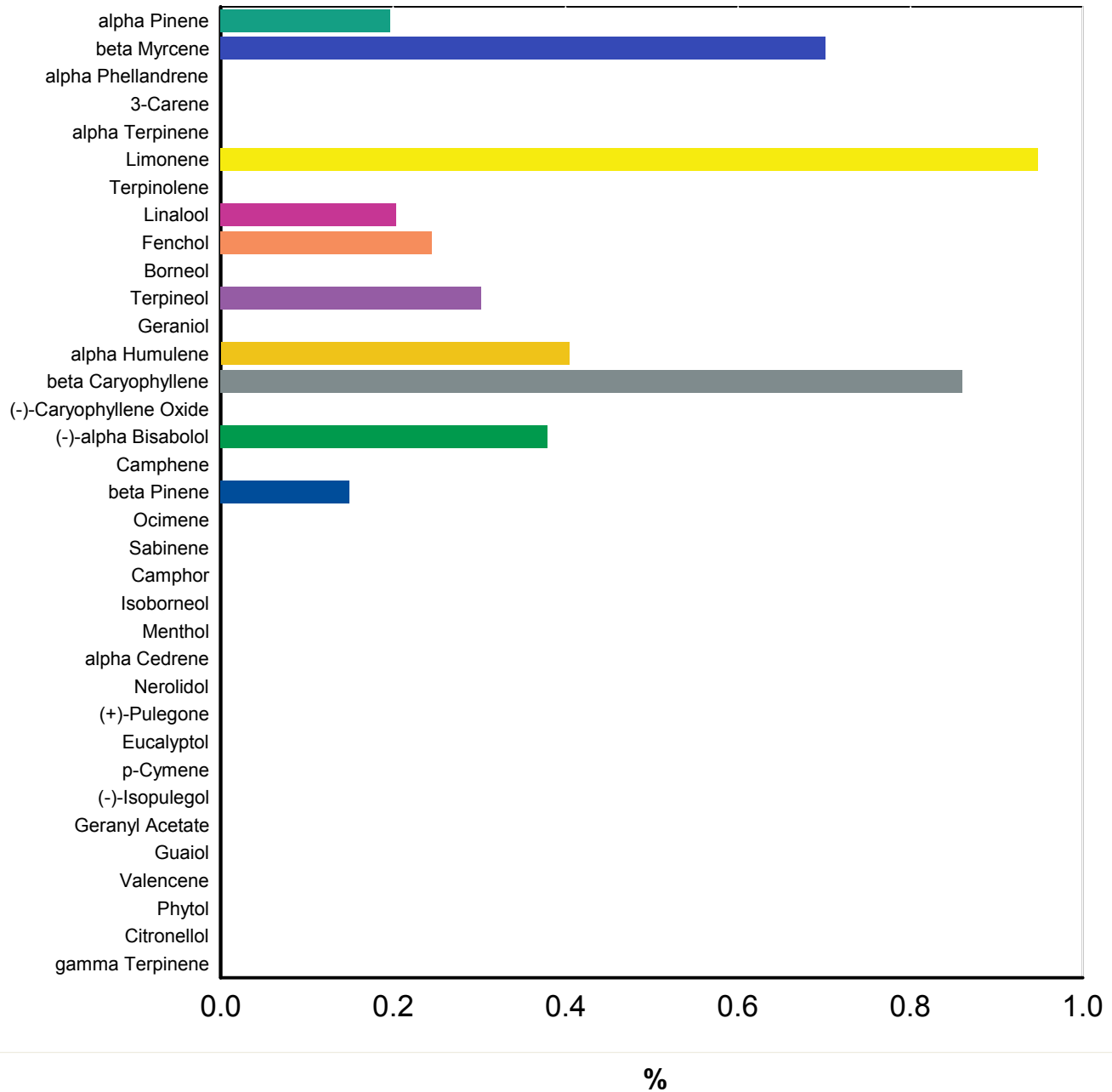
Date Accepted: **12/01/20 15:35**

Laboratory ID: **20L0005-01**

Matrix: **Extracts and**

Client/Metric ID: **1A4010300003909000013785**

**Terpene Profile**



  
 Brian Weigel  
 Lab Director

These results relate only to the sample included on this report. The report may not be reproduced except in full, without the written permission of SC Laboratories. Samples tested in accordance with Oregon Administrative Rules, TNI 2009 Standard and SC Laboratories quality assurance plan unless otherwise noted.

Sample Name: **SROG LCR (7Points-887) Primary** License: **100096CBB6**  
 Tested for: **Willamette Valley Alchemy** Date Sampled: **12/01/20 00:00**  
**Compliance Extract** Date Accepted: **12/01/20**

Laboratory ID: **20L0005-01** Sample Metrc ID: **1A4010300003909000013785**  
 Matrix: **Extracts and Concentrates** Batch RFID: **1A4010300003909000013777**  
 Lot # **NA** Batch Size: **1364.0 (g)**

## Pesticide Analysis in ppm

Date Extracted: 12/03/20 Analysis Method: AOAC 2007.01 & EN 15662  
 Date Analyzed: 12/04/20 Results above the action levels are highlighted in red #.

Analyte	Result	Action Level	LOQ	Analyte	Result	Action Level	LOQ
Abamectin	< LOQ	0.5	0.245	Acephate	< LOQ	0.4	0.196
Acequinocyl	< LOQ	2	0.980	Acetamiprid	< LOQ	0.2	0.098
Aldicarb	< LOQ	0.4	0.196	Azoxystrobin	< LOQ	0.2	0.098
Bifenazate	< LOQ	0.2	0.098	Bifenthrin	< LOQ	0.2	0.098
Boscalid	< LOQ	0.4	0.196	Carbaryl	< LOQ	0.2	0.098
Carbofuran	< LOQ	0.2	0.098	Chlorantraniliprole	< LOQ	0.2	0.098
Chlorfenapyr	< LOQ	1	0.490	Chlorpyrifos	< LOQ	0.2	0.098
Clofentezine	< LOQ	0.2	0.098	Cyfluthrin	< LOQ	1	0.490
Cypermethrin	< LOQ	1	0.490	Daminozide	< LOQ	1	0.490
DDVP (Dichlorvos)	< LOQ	1	0.490	Diazinon	< LOQ	0.2	0.098
Dimethoate	< LOQ	0.2	0.098	Ethoprophos	< LOQ	0.2	0.098
Etofenprox	< LOQ	0.4	0.196	Etoxazole	< LOQ	0.2	0.098
Fenoxycarb	< LOQ	0.2	0.098	Fenpyroximate	< LOQ	0.4	0.196
Fipronil	< LOQ	0.4	0.196	Fonicamid	< LOQ	1	0.490
Fludioxonil	< LOQ	0.4	0.196	Hexythiazox	< LOQ	1	0.490
Imazalil	< LOQ	0.2	0.098	Imidacloprid	< LOQ	0.4	0.196
Kresoxim-methyl	< LOQ	0.4	0.196	Malathion	< LOQ	0.2	0.098
Metalaxyl	< LOQ	0.2	0.098	Methiocarb	< LOQ	0.2	0.098
Methomyl	< LOQ	0.4	0.196	Methyl parathion	< LOQ	0.2	0.098
MGK-264	< LOQ	0.2	0.098	Myclobutanil	< LOQ	0.2	0.098
Naled	< LOQ	0.5	0.245	Oxamyl	< LOQ	1	0.490
Paclobutrazol	< LOQ	0.4	0.196	Permethrins (total)	< LOQ	0.2	0.098
Phosmet	< LOQ	0.2	0.098	Piperonyl butoxide	< LOQ	2	0.490
Prallethrin	< LOQ	0.2	0.098	Propiconazole	< LOQ	0.4	0.196
Propoxur	< LOQ	0.2	0.098	Pyrethrins (total)	< LOQ	1	0.490
Pyridaben	< LOQ	0.2	0.098	Spinosad	< LOQ	0.2	0.098
Spiromesifen	< LOQ	0.2	0.098	Spirotetramat	< LOQ	0.2	0.098
Spiroxamine	< LOQ	0.4	0.196	Tebuconazole	< LOQ	0.4	0.196
Thiacloprid	< LOQ	0.2	0.098	Thiamethoxam	< LOQ	0.2	0.098
Trifloxystrobin	< LOQ	0.2	0.098				

<LOQ - Results below the Limit of Quantitation - Compound not detected



Brian Weigel  
Lab Director

These results relate only to the sample included on this report. The report may not be reproduced except in full, without the written permission of SC Laboratories. Samples tested in accordance with Oregon Administrative Rules, TNI 2009 Standard and SC Laboratories quality assurance plan unless otherwise noted.

Sample Name: **SROG LCR (7Points-887) Duplicate** License: **100096CBB6**  
 Tested for: **Willamette Valley Alchemy** Date Sampled: **12/01/20 00:00**  
**Compliance Extract** Date Accepted: **12/01/20**

Laboratory ID: **20L0005-02** Sample Metrc ID: **1A4010300003909000013785**  
 Matrix: **Extracts and Concentrates** Batch RFID: **1A4010300003909000013777**  
 Lot # **NA** Batch Size: **1364.0 (g)**

## Pesticide Analysis in ppm

Date Extracted: 12/03/20 Analysis Method: AOAC 2007.01 & EN 15662  
 Date Analyzed: 12/04/20 Results above the action levels are highlighted in red #.

Analyte	Result	Action Level	LOQ	Analyte	Result	Action Level	LOQ
Abamectin	< LOQ	0.5	0.241	Acephate	< LOQ	0.4	0.193
Acequinocyl	< LOQ	2	0.966	Acetamiprid	< LOQ	0.2	0.097
Aldicarb	< LOQ	0.4	0.193	Azoxystrobin	< LOQ	0.2	0.097
Bifenazate	< LOQ	0.2	0.097	Bifenthrin	< LOQ	0.2	0.097
Boscalid	< LOQ	0.4	0.193	Carbaryl	< LOQ	0.2	0.097
Carbofuran	< LOQ	0.2	0.097	Chlorantraniliprole	< LOQ	0.2	0.097
Chlorfenapyr	< LOQ	1	0.483	Chlorpyrifos	< LOQ	0.2	0.097
Clofentezine	< LOQ	0.2	0.097	Cyfluthrin	< LOQ	1	0.483
Cypermethrin	< LOQ	1	0.483	Daminozide	< LOQ	1	0.483
DDVP (Dichlorvos)	< LOQ	1	0.483	Diazinon	< LOQ	0.2	0.097
Dimethoate	< LOQ	0.2	0.097	Ethoprophos	< LOQ	0.2	0.097
Etofenprox	< LOQ	0.4	0.193	Etoxazole	< LOQ	0.2	0.097
Fenoxycarb	< LOQ	0.2	0.097	Fenpyroximate	< LOQ	0.4	0.193
Fipronil	< LOQ	0.4	0.193	Fonicamid	< LOQ	1	0.483
Fludioxonil	< LOQ	0.4	0.193	Hexythiazox	< LOQ	1	0.483
Imazalil	< LOQ	0.2	0.097	Imidacloprid	< LOQ	0.4	0.193
Kresoxim-methyl	< LOQ	0.4	0.193	Malathion	< LOQ	0.2	0.097
Metalaxyl	< LOQ	0.2	0.097	Methiocarb	< LOQ	0.2	0.097
Methomyl	< LOQ	0.4	0.193	Methyl parathion	< LOQ	0.2	0.097
MGK-264	< LOQ	0.2	0.097	Myclobutanil	< LOQ	0.2	0.097
Naled	< LOQ	0.5	0.241	Oxamyl	< LOQ	1	0.483
Paclobutrazol	< LOQ	0.4	0.193	Permethrins (total)	< LOQ	0.2	0.097
Phosmet	< LOQ	0.2	0.097	Piperonyl butoxide	< LOQ	2	0.483
Prallethrin	< LOQ	0.2	0.097	Propiconazole	< LOQ	0.4	0.193
Propoxur	< LOQ	0.2	0.097	Pyrethrins (total)	< LOQ	1	0.483
Pyridaben	< LOQ	0.2	0.097	Spinosad	< LOQ	0.2	0.097
Spiromesifen	< LOQ	0.2	0.097	Spirotetramat	< LOQ	0.2	0.097
Spiroxamine	< LOQ	0.4	0.193	Tebuconazole	< LOQ	0.4	0.193
Thiacloprid	< LOQ	0.2	0.097	Thiamethoxam	< LOQ	0.2	0.097
Trifloxystrobin	< LOQ	0.2	0.097				

<LOQ - Results below the Limit of Quantitation - Compound not detected



Brian Weigel  
Lab Director

These results relate only to the sample included on this report. The report may not be reproduced except in full, without the written permission of SC Laboratories. Samples tested in accordance with Oregon Administrative Rules, TNI 2009 Standard and SC Laboratories quality assurance plan unless otherwise noted.

Sample Name: **SROG LCR (7Points-887) Primary**  
 Tested for: **Willamette Valley Alchemy**  
**Compliance Extract**

License: **100096CBB6**  
 Date Sampled: **12/01/20 00:00**  
 Date Accepted: **12/01/20**

Laboratory ID: **20L0005-01**

Sample Metric ID: **1A4010300003909000013785**

Matrix: **Extracts and Concentrates**

Batch RFID: **1A4010300003909000013777**

Lot # **NA**

Batch Size: **1364.0 (g)**

### Residual Solvents

Solvent	Results in ug/g	Action Level	LOQ
1,4-Dioxane	< LOQ	380	173
2-Butanol	< LOQ	5000	2270
2-Ethoxyethanol	< LOQ	160	72.7
2-Propanol (IPA)	< LOQ	5000	2270
Acetone	< LOQ	5000	2270
Acetonitrile	< LOQ	400	186
Benzene	< LOQ	2	0.909
Butanes	< LOQ	5000	2270
Cyclohexane	< LOQ	3880	1760
Dichloromethane (methylene chloride)	< LOQ	600	273
Ethyl acetate	< LOQ	5000	2270
Ethyl ether	< LOQ	5000	2270
Ethylbenzene	< LOQ	2170	986
Ethylene glycol	< LOQ	620	282
Ethylene oxide	< LOQ	50	22.7
Heptane	< LOQ	5000	2270
Hexanes	< LOQ	290	132
Isopropyl acetate	< LOQ	5000	2270
Isopropylbenzene (cumene)	< LOQ	70	31.8
Methanol	< LOQ	3000	1360
Pentanes	< LOQ	5000	2270
Propane	< LOQ	5000	2270
Tetrahydrofuran	< LOQ	720	327
Toluene	< LOQ	890	405
Xylenes	< LOQ	2170	986

Date Extracted: 12/02/20  
 Date Analyzed: 12/02/20  
 Analysis Method: USP 467

<LOQ - Results below the Limit of Quantitation - Compound not detected  
 Results above the Action Level fail state testing requirements and will be highlighted **Red #**.



Brian Weigel  
 Lab Director

These results relate only to the sample included on this report. The report may not be reproduced except in full, without the written permission of SC Laboratories. Samples tested in accordance with Oregon Administrative Rules, TNI 2009 Standard and SC Laboratories quality assurance plan unless otherwise noted.

Sample Name: **SROG LCR (7Points-887) Duplicate**  
 Tested for: **Willamette Valley Alchemy**  
**Compliance Extract**

License: **100096CBB6**  
 Date Sampled: **12/01/20 00:00**  
 Date Accepted: **12/01/20**

Laboratory ID: **20L0005-02**

Sample Metric ID: **1A4010300003909000013785**

Matrix: **Extracts and Concentrates**

Batch RFID: **1A4010300003909000013777**

Lot # **NA**

Batch Size: **1364.0 (g)**

### Residual Solvents

Solvent	Results in ug/g	Action Level	LOQ
1,4-Dioxane	< LOQ	380	174
2-Butanol	< LOQ	5000	2290
2-Ethoxyethanol	< LOQ	160	73.1
2-Propanol (IPA)	< LOQ	5000	2290
Acetone	< LOQ	5000	2290
Acetonitrile	< LOQ	400	187
Benzene	< LOQ	2	0.914
Butanes	< LOQ	5000	2290
Cyclohexane	< LOQ	3880	1770
Dichloromethane (methylene chloride)	< LOQ	600	274
Ethyl acetate	< LOQ	5000	2290
Ethyl ether	< LOQ	5000	2290
Ethylbenzene	< LOQ	2170	992
Ethylene glycol	< LOQ	620	283
Ethylene oxide	< LOQ	50	22.9
Heptane	< LOQ	5000	2290
Hexanes	< LOQ	290	133
Isopropyl acetate	< LOQ	5000	2290
Isopropylbenzene (cumene)	< LOQ	70	32.0
Methanol	< LOQ	3000	1370
Pentanes	< LOQ	5000	2290
Propane	< LOQ	5000	2290
Tetrahydrofuran	< LOQ	720	329
Toluene	< LOQ	890	407
Xylenes	< LOQ	2170	992

Date Extracted: 12/02/20  
 Date Analyzed: 12/02/20  
 Analysis Method: USP 467

<LOQ - Results below the Limit of Quantitation - Compound not detected  
 Results above the Action Level fail state testing requirements and will be highlighted **Red #**.



Brian Weigel  
 Lab Director

These results relate only to the sample included on this report. The report may not be reproduced except in full, without the written permission of SC Laboratories. Samples tested in accordance with Oregon Administrative Rules, TNI 2009 Standard and SC Laboratories quality assurance plan unless otherwise noted.



**Case Narrative**

**Residual Solvent** - Isopropylbenzene was above normally accepted recovery criteria in the Matrix Spike and Matrix Spike Duplicate due to pinene coelution. Analyte was below the reporting limit in all client samples.

**Pesticides** - Daminozide recovered above the upper acceptance limit in the Blank Spike. Daminozide and Ethoprophos recovered above the upper acceptance limit in the Matrix Spike and/or Matrix Spike Duplicate. Analytes were below the reporting limit in all client samples.

**Quality Control  
Potency**

**Batch: B202531 - Potency/Terpenes**

Blank(B202531-BLK1)		Extracted - 12/02/20 14:30 Analyzed - 12/03/20 15:10						
Analyte	Result	Units	Spike Level	Source Result	%REC	%REC Limits	RPD	RPD Limit
d9-THC (d9-Tetrahydrocannabinol)	< LOQ	%						
d8-THC (d8-Tetrahydrocannabinol)	< LOQ	%						
THCA (d9-Tetrahydrocannabinolic Acid)	< LOQ	%						
CBD (Cannabidiol)	< LOQ	%						
CBDA (Cannabidiolic Acid)	< LOQ	%						
CBN (Cannabinol)	< LOQ	%						
CBG (Cannabigerol)	< LOQ	%						
CBGA (Cannabigerolic Acid)	< LOQ	%						
CBDV (Cannabidivarin)	< LOQ	%						
CBDVA (Cannabidivarinic Acid)	< LOQ	%						
CBC (Cannabichromene)	< LOQ	%						
THCV (Tetrahydrocannabivarin)	< LOQ	%						

Duplicate(B202531-DUP1)		Extracted - 12/02/20 14:30 Analyzed - 12/03/20 15:19						
Analyte	Result	Units	Spike Level	Source Result	%REC	%REC Limits	RPD	RPD Limit
d9-THC (d9-Tetrahydrocannabinol)	1.99	%		2.18			8.77	20
d8-THC (d8-Tetrahydrocannabinol)	< LOQ	%		< LOQ				20
THCA (d9-Tetrahydrocannabinolic Acid)	84.59	%		84.15			0.521	20
CBD (Cannabidiol)	< LOQ	%		< LOQ				20
CBDA (Cannabidiolic Acid)	0.19	%		0.19			0.186	20
CBN (Cannabinol)	< LOQ	%		< LOQ				20
CBG (Cannabigerol)	0.15	%		0.16			4.93	20
CBGA (Cannabigerolic Acid)	1.52	%		1.52			0.481	20
CBDV (Cannabidivarin)	< LOQ	%		< LOQ				20
CBDVA (Cannabidivarinic Acid)	< LOQ	%		< LOQ				20



Brian Weigel  
Lab Director

These results relate only to the sample included on this report. The report may not be reproduced except in full, without the written permission of SC Laboratories. Samples tested in accordance with Oregon Administrative Rules, TNI 2009 Standard and SC Laboratories quality assurance plan unless otherwise noted.

## Quality Control Potency (Continued)

**Batch: B202531 - Potency/Terpenes (Continued)**

Duplicate(B202531-DUP1)			Extracted - 12/02/20 14:30		Analyzed - 12/03/20 15:19			
Analyte	Result	Units	Spike Level	Source Result	%REC	%REC Limits	RPD	RPD Limit

CBC (Cannabichromene)	< LOQ	%		< LOQ				20
THCV (Tetrahydrocannabivarin)	< LOQ	%		< LOQ				20

LCS(B202531-BS1)			Extracted - 12/02/20 14:30		Analyzed - 12/03/20 15:01			
Analyte	Result	Units	Spike Level	Source Result	%REC	%REC Limits	RPD	RPD Limit

d9-THC (d9-Tetrahydrocannabinol)	0.20	%	0.200		101	80-120		
CBD (Cannabidiol)	0.21	%	0.200		105	80-120		
CBDA (Cannabidiolic Acid)	0.18	%	0.200		91.5	80-120		
CBN (Cannabinol)	0.20	%	0.200		98.8	80-120		



Brian Weigel  
Lab Director

These results relate only to the sample included on this report. The report may not be reproduced except in full, without the written permission of SC Laboratories. Samples tested in accordance with Oregon Administrative Rules, TNI 2009 Standard and SC Laboratories quality assurance plan unless otherwise noted.

## Quality Control Pesticide Analysis

**Batch: B202530 - Pesticide Prep**

Blank(B202530-BLK1)		Extracted - 12/03/20 12:45 Analyzed - 12/04/20 7:39						
Analyte	Result	Units	Spike Level	Source Result	%REC	%REC Limits	RPD	RPD Limit
Abamectin	< LOQ	ppm						
Acephate	< LOQ	ppm						
Acequinocyl	< LOQ	ppm						
Acetamiprid	< LOQ	ppm						
Aldicarb	< LOQ	ppm						
Azoxystrobin	< LOQ	ppm						
Bifenazate	< LOQ	ppm						
Bifenthrin	< LOQ	ppm						
Boscalid	< LOQ	ppm						
Carbaryl	< LOQ	ppm						
Carbofuran	< LOQ	ppm						
Chlorantraniliprole	< LOQ	ppm						
Chlorfenapyr	< LOQ	ppm						
Chlorpyrifos	< LOQ	ppm						
Clofentezine	< LOQ	ppm						
Cyfluthrin	< LOQ	ppm						
Cypermethrin	< LOQ	ppm						
Daminozide	< LOQ	ppm						
DDVP (Dichlorvos)	< LOQ	ppm						
Diazinon	< LOQ	ppm						
Dimethoate	< LOQ	ppm						
Ethoprophos	< LOQ	ppm						
Etofenprox	< LOQ	ppm						
Etoxazole	< LOQ	ppm						
Fenoxycarb	< LOQ	ppm						
Fenpyroximate	< LOQ	ppm						
Fipronil	< LOQ	ppm						
Fonicamid	< LOQ	ppm						
Fludioxonil	< LOQ	ppm						
Hexythiazox	< LOQ	ppm						
Imazalil	< LOQ	ppm						
Imidacloprid	< LOQ	ppm						
Kresoxim-methyl	< LOQ	ppm						
Malathion	< LOQ	ppm						
Metalaxyl	< LOQ	ppm						



Brian Weigel  
Lab Director

These results relate only to the sample included on this report. The report may not be reproduced except in full, without the written permission of SC Laboratories. Samples tested in accordance with Oregon Administrative Rules, TNI 2009 Standard and SC Laboratories quality assurance plan unless otherwise noted.

## Quality Control

### Pesticide Analysis (Continued)

**Batch: B202530 - Pesticide Prep (Continued)**

Blank(B202530-BLK1)			Extracted - 12/03/20 12:45 Analyzed - 12/04/20 7:39					
Analyte	Result	Units	Spike Level	Source Result	%REC	%REC Limits	RPD	RPD Limit
Methiocarb	< LOQ	ppm						
Methomyl	< LOQ	ppm						
Methyl parathion	< LOQ	ppm						
MGK-264	< LOQ	ppm						
Myclobutanil	< LOQ	ppm						
Naled	< LOQ	ppm						
Oxamyl	< LOQ	ppm						
Paclbutrazol	< LOQ	ppm						
Permethrins (total)	< LOQ	ppm						
Phosmet	< LOQ	ppm						
Piperonyl butoxide	< LOQ	ppm						
Prallethrin	< LOQ	ppm						
Propiconazole	< LOQ	ppm						
Propoxur	< LOQ	ppm						
Pyrethrins (total)	< LOQ	ppm						
Pyridaben	< LOQ	ppm						
Spinosad	< LOQ	ppm						
Spiromesifen	< LOQ	ppm						
Spirotetramat	< LOQ	ppm						
Spiroxamine	< LOQ	ppm						
Tebuconazole	< LOQ	ppm						
Thiacloprid	< LOQ	ppm						
Thiamethoxam	< LOQ	ppm						
Trifloxystrobin	< LOQ	ppm						

LCS(B202530-BS1)			Extracted - 12/03/20 12:45 Analyzed - 12/04/20 7:55					
Analyte	Result	Units	Spike Level	Source Result	%REC	%REC Limits	RPD	RPD Limit
Abamectin	0.70	ppm	0.980		71.2	15-180		
Acephate	0.99	ppm	1.00		99.1	51-141		
Acequinocyl	0.81	ppm	1.00		80.6	16.9-111		
Acetamiprid	0.99	ppm	1.00		99.2	50-150		
Aldicarb	0.89	ppm	1.00		88.7	49-146		
Azoxystrobin	0.96	ppm	1.00		95.7	52-136		
Bifenazate	0.84	ppm	1.00		83.6	41-133		
Bifenthrin	0.83	ppm	1.00		82.6	22-130		



Brian Weigel  
Lab Director

These results relate only to the sample included on this report. The report may not be reproduced except in full, without the written permission of SC Laboratories. Samples tested in accordance with Oregon Administrative Rules, TNI 2009 Standard and SC Laboratories quality assurance plan unless otherwise noted.

## Quality Control Pesticide Analysis (Continued)

**Batch: B202530 - Pesticide Prep (Continued)**

LCS(B202530-BS1)		Extracted - 12/03/20 12:45 Analyzed - 12/04/20 7:55						
Analyte	Result	Units	Spike Level	Source Result	%REC	%REC Limits	RPD	RPD Limit
Boscalid	0.93	ppm	1.00		92.7	29-144		
Carbaryl	0.91	ppm	1.00		90.6	61-127		
Carbofuran	0.90	ppm	1.00		90.1	62-136		
Chlorantraniliprole	0.93	ppm	1.00		93.5	41-150		
Chlorfenapyr	0.86	ppm	1.00		86.1	40-160		
Chlorpyrifos	0.81	ppm	1.00		81.0	29-124		
Clofentezine	0.87	ppm	1.00		87.3	40-127		
Cyfluthrin	0.82	ppm	1.00		81.6	55-165		
Cypermethrin	0.82	ppm	1.00		81.6	21-144		
Daminozide	2.06	ppm	1.00		206	15-145		
DDVP (Dichlorvos)	0.91	ppm	1.00		91.5	55-150		
Diazinon	0.91	ppm	1.00		91.5	43-127		
Dimethoate	0.90	ppm	1.00		90.0	62-136		
Ethoprophos	0.92	ppm	1.00		91.7	45-142		
Etofenprox	0.86	ppm	1.00		85.5	24-113		
Etoxazole	0.94	ppm	1.00		93.9	34-121		
Fenoxycarb	0.88	ppm	1.00		88.0	22-150		
Fenpyroximate	0.90	ppm	1.00		90.1	34-144		
Fipronil	0.91	ppm	1.00		91.5	25-149		
Flonicamid	0.90	ppm	1.00		89.9	53-144		
Fludioxonil	0.78	ppm	1.00		78.4	29-132		
Hexythiazox	0.88	ppm	1.00		88.3	22-111		
Imazalil	0.92	ppm	1.00		91.7	48-125		
Imidacloprid	0.99	ppm	1.00		99.3	41-150		
Kresoxim-methyl	0.93	ppm	1.00		92.7	43-140		
Malathion	0.83	ppm	1.00		83.1	25-148		
Metalaxyl	0.97	ppm	1.00		97.3	50-136		
Methiocarb	0.85	ppm	1.00		85.1	56-132		
Methomyl	0.90	ppm	1.00		90.3	40-150		
Methyl parathion	0.72	ppm	1.00		71.6	35-160		
MGK-264	0.54	ppm	0.590		91.7	32-134		
Myclobutanil	0.90	ppm	1.00		90.1	43-141		
Naled	0.89	ppm	1.00		88.9	15-136		
Oxamyl	0.90	ppm	1.00		90.3	56-133		
Paclobutrazol	0.90	ppm	1.00		90.4	34-143		



Brian Weigel  
 Lab Director

These results relate only to the sample included on this report. The report may not be reproduced except in full, without the written permission of SC Laboratories. Samples tested in accordance with Oregon Administrative Rules, TNI 2009 Standard and SC Laboratories quality assurance plan unless otherwise noted.

## Quality Control

### Pesticide Analysis (Continued)

**Batch: B202530 - Pesticide Prep (Continued)**

LCS(B202530-BS1)		Extracted - 12/03/20 12:45 Analyzed - 12/04/20 7:55						
Analyte	Result	Units	Spike Level	Source Result	%REC	%REC Limits	RPD	RPD Limit
Permethrins (total)	0.85	ppm	1.00		85.1	31-113		
Phosmet	0.91	ppm	1.00		91.1	53-124		
Piperonyl butoxide	0.90	ppm	1.00		89.5	39-128		
Prallethrin	0.89	ppm	1.00		89.4	43-140		
Propiconazole	0.99	ppm	1.00		98.9	47-124		
Propoxur	0.90	ppm	1.00		90.0	63-135		
Pyrethrins (total)	0.50	ppm	0.580		86.0	19-144		
Pyridaben	0.89	ppm	1.00		89.4	31-122		
Spinosad	0.69	ppm	0.710		97.3	24-147		
Spiromesifen	0.76	ppm	1.00		76.1	49-133		
Spirotetramat	0.91	ppm	1.00		91.2	29-150		
Spiroxamine	1.11	ppm	1.00		111	15-122		
Tebuconazole	0.99	ppm	1.00		99.3	40-133		
Thiacloprid	0.94	ppm	1.00		94.0	60-143		
Thiamethoxam	0.87	ppm	1.00		87.1	42-146		
Trifloxystrobin	0.92	ppm	1.00		92.1	41-148		

Matrix Spike(B202530-MS1)		Extracted - 12/03/20 12:45 Analyzed - 12/04/20 8:11						
Analyte	Result	Units	Spike Level	Source Result	%REC	%REC Limits	RPD	RPD Limit
Abamectin	1.07	ppm	0.953	< LOQ	112	55-190		
Acephate	1.04	ppm	0.972	< LOQ	107	48-131		
Acequinocyl	0.48	ppm	0.972	< LOQ	49.4	15-119		
Acetamiprid	1.05	ppm	0.972	< LOQ	108	50-145		
Aldicarb	0.96	ppm	0.972	< LOQ	99.2	53-133		
Azoxystrobin	0.96	ppm	0.972	< LOQ	98.6	35-147		
Bifenazate	0.86	ppm	0.972	< LOQ	88.7	43-143		
Bifenthrin	0.28	ppm	0.972	< LOQ	28.9	16-107		
Boscalid	0.88	ppm	0.972	< LOQ	90.2	42-140		
Carbaryl	0.93	ppm	0.972	< LOQ	95.4	71-113		
Carbofuran	0.94	ppm	0.972	< LOQ	97.0	73-118		
Chlorantraniliprole	0.93	ppm	0.972	< LOQ	96.1	45-136		
Chlorfenapyr	0.54	ppm	0.972	< LOQ	55.8	40-190		
Chlorpyrifos	0.68	ppm	0.972	< LOQ	69.6	24-125		
Clofentezine	0.77	ppm	0.972	< LOQ	79.2	38-118		
Cyfluthrin	1.18	ppm	0.972	< LOQ	121	35-170		



Brian Weigel  
Lab Director

These results relate only to the sample included on this report. The report may not be reproduced except in full, without the written permission of SC Laboratories. Samples tested in accordance with Oregon Administrative Rules, TNI 2009 Standard and SC Laboratories quality assurance plan unless otherwise noted.

## Quality Control

### Pesticide Analysis (Continued)

**Batch: B202530 - Pesticide Prep (Continued)**

Matrix Spike(B202530-MS1)			Extracted - 12/03/20 12:45 Analyzed - 12/04/20 8:11					
Analyte	Result	Units	Spike Level	Source Result	%REC	%REC Limits	RPD	RPD Limit
Cypermethrin	0.99	ppm	0.972	< LOQ	102	38-150		
Daminozide	2.25	ppm	0.972	< LOQ	232	16-160		
DDVP (Dichlorvos)	0.93	ppm	0.972	< LOQ	95.7	64-124		
Diazinon	0.91	ppm	0.972	< LOQ	93.6	50-123		
Dimethoate	0.91	ppm	0.972	< LOQ	93.6	69-116		
Ethoprophos	1.42	ppm	0.972	< LOQ	146	39-146		
Etofenprox	0.45	ppm	0.972	< LOQ	45.9	31-117		
Etoxazole	0.70	ppm	0.972	< LOQ	72.1	35-136		
Fenoxycarb	0.83	ppm	0.972	< LOQ	85.5	23-150		
Fenpyroximate	0.71	ppm	0.972	< LOQ	73.3	30-143		
Fipronil	0.81	ppm	0.972	< LOQ	83.1	15-150		
Flonicamid	0.92	ppm	0.972	< LOQ	94.4	50-131		
Fludioxonil	0.87	ppm	0.972	< LOQ	89.0	44-150		
Hexythiazox	0.91	ppm	0.972	< LOQ	93.5	34-144		
Imazalil	0.81	ppm	0.972	< LOQ	83.4	54-124		
Imidacloprid	1.09	ppm	0.972	< LOQ	112	39-150		
Kresoxim-methyl	0.96	ppm	0.972	< LOQ	99.2	46-134		
Malathion	0.85	ppm	0.972	< LOQ	87.7	26-148		
Metalaxyl	0.99	ppm	0.972	< LOQ	102	60-127		
Methiocarb	0.89	ppm	0.972	< LOQ	91.3	50-131		
Methomyl	0.95	ppm	0.972	< LOQ	98.2	47-135		
Methyl parathion	0.72	ppm	0.972	< LOQ	73.9	33.5-156		
MGK-264	0.39	ppm	0.574	< LOQ	67.3	20-130		
Myclobutanil	0.89	ppm	0.972	< LOQ	91.9	43-134		
Naled	0.90	ppm	0.972	< LOQ	92.3	38-140		
Oxamyl	0.94	ppm	0.972	< LOQ	96.7	48-127		
Paclobutrazol	0.79	ppm	0.972	< LOQ	81.4	30-136		
Permethrins (total)	0.56	ppm	0.972	< LOQ	57.8	20-120		
Phosmet	0.91	ppm	0.972	< LOQ	93.8	51-134		
Piperonyl butoxide	0.61	ppm	0.972	< LOQ	62.3	36-134		
Prallethrin	0.91	ppm	0.972	< LOQ	93.4	23-149		
Propiconazole	0.76	ppm	0.972	< LOQ	78.0	45-133		
Propoxur	0.96	ppm	0.972	< LOQ	98.4	59-130		
Pyrethrins (total)	0.53	ppm	0.564	< LOQ	93.4	15-146		
Pyridaben	0.45	ppm	0.972	< LOQ	46.6	15-150		



Brian Weigel  
Lab Director

These results relate only to the sample included on this report. The report may not be reproduced except in full, without the written permission of SC Laboratories. Samples tested in accordance with Oregon Administrative Rules, TNI 2009 Standard and SC Laboratories quality assurance plan unless otherwise noted.

## Quality Control Pesticide Analysis (Continued)

**Batch: B202530 - Pesticide Prep (Continued)**

Matrix Spike(B202530-MS1)			Extracted - 12/03/20 12:45 Analyzed - 12/04/20 8:11					
Analyte	Result	Units	Spike Level	Source Result	%REC	%REC Limits	RPD	RPD Limit
Spinosad	0.53	ppm	0.690	< LOQ	76.4	23-150		
Spiromesifen	0.65	ppm	0.972	< LOQ	67.0	27-127		
Spirotetramat	0.97	ppm	0.972	< LOQ	99.5	33-150		
Spiroxamine	0.93	ppm	0.972	< LOQ	96.0	54-134		
Tebuconazole	1.02	ppm	0.972	< LOQ	105	22-126		
Thiacloprid	0.98	ppm	0.972	< LOQ	101	53-138		
Thiamethoxam	0.91	ppm	0.972	< LOQ	94.0	40-134		
Trifloxystrobin	0.95	ppm	0.972	< LOQ	97.4	25-140		

Matrix Spike Dup(B202530-MSD1)			Extracted - 12/03/20 12:45 Analyzed - 12/04/20					
Analyte	Result	Units	Spike Level	Source Result	%REC	%REC Limits	RPD	RPD Limit
Abamectin	0.98	ppm	0.967	< LOQ	101	55-190	10.5	40
Acephate	1.02	ppm	0.987	< LOQ	103	48-131	3.99	26
Acequinocyl	0.47	ppm	0.987	< LOQ	47.5	15-119	3.84	50
Acetamiprid	1.05	ppm	0.987	< LOQ	107	50-145	1.11	30
Aldicarb	0.95	ppm	0.987	< LOQ	96.1	53-133	3.20	30
Azoxystrobin	0.98	ppm	0.987	< LOQ	98.9	35-147	0.301	29
Bifenazate	0.89	ppm	0.987	< LOQ	90.4	43-143	1.92	30
Bifenthrin	0.27	ppm	0.987	< LOQ	27.8	16-107	3.74	29
Boscalid	0.94	ppm	0.987	< LOQ	95.1	42-140	5.35	30
Carbaryl	0.98	ppm	0.987	< LOQ	99.0	71-113	3.70	20
Carbofuran	0.98	ppm	0.987	< LOQ	99.6	73-118	2.61	20
Chlorantraniliprole	0.97	ppm	0.987	< LOQ	98.5	45-136	2.47	30
Chlorfenapyr	0.51	ppm	0.987	< LOQ	51.8	40-190	7.38	50
Chlorpyrifos	0.73	ppm	0.987	< LOQ	73.6	24-125	5.52	29
Clofentezine	0.84	ppm	0.987	< LOQ	85.6	38-118	7.83	26
Cyfluthrin	1.10	ppm	0.987	< LOQ	112	35-170	7.85	50
Cypermethrin	1.00	ppm	0.987	< LOQ	101	38-150	0.155	30
Daminozide	2.26	ppm	0.987	< LOQ	229	16-160	1.29	26
DDVP (Dichlorvos)	0.95	ppm	0.987	< LOQ	95.8	64-124	0.170	27
Diazinon	1.03	ppm	0.987	< LOQ	104	50-123	10.8	20
Dimethoate	0.92	ppm	0.987	< LOQ	93.4	69-116	0.203	20
Ethoprophos	1.47	ppm	0.987	< LOQ	149	39-146	2.36	30
Etofenprox	0.45	ppm	0.987	< LOQ	45.6	31-117	0.817	27
Etoxazole	0.75	ppm	0.987	< LOQ	75.6	35-136	4.73	30



Brian Weigel  
Lab Director

These results relate only to the sample included on this report. The report may not be reproduced except in full, without the written permission of SC Laboratories. Samples tested in accordance with Oregon Administrative Rules, TNI 2009 Standard and SC Laboratories quality assurance plan unless otherwise noted.



## Quality Control

### Pesticide Analysis (Continued)

**Batch: B202530 - Pesticide Prep (Continued)**

Matrix Spike Dup(B202530-MSD1)			Extracted - 12/03/20 12:45 Analyzed - 12/04/20					
Analyte	Result	Units	Spike Level	Source Result	%REC	%REC Limits	RPD	RPD Limit
Fenoxycarb	0.86	ppm	0.987	< LOQ	87.2	23-150	1.91	40
Fenpyroximate	0.70	ppm	0.987	< LOQ	71.1	30-143	2.99	26
Fipronil	0.81	ppm	0.987	< LOQ	82.2	15-150	1.08	30
Flonicamid	0.92	ppm	0.987	< LOQ	93.1	50-131	1.45	26
Fludioxonil	0.93	ppm	0.987	< LOQ	94.1	44-150	5.57	30
Hexythiazox	1.00	ppm	0.987	< LOQ	102	34-144	8.50	28
Imazalil	0.88	ppm	0.987	< LOQ	88.9	54-124	6.41	24
Imidacloprid	1.11	ppm	0.987	< LOQ	113	39-150	0.830	30
Kresoxim-methyl	0.99	ppm	0.987	< LOQ	99.8	46-134	0.616	20
Malathion	0.87	ppm	0.987	< LOQ	87.8	26-148	0.179	50
Metalaxyl	1.02	ppm	0.987	< LOQ	103	60-127	1.20	30
Methiocarb	0.90	ppm	0.987	< LOQ	91.1	50-131	0.197	30
Methomyl	0.93	ppm	0.987	< LOQ	93.9	47-135	4.54	20
Methyl parathion	0.67	ppm	0.987	< LOQ	68.3	33.5-156	7.94	50
MGK-264	0.43	ppm	0.582	< LOQ	73.8	20-130	9.23	30
Myclobutanil	0.87	ppm	0.987	< LOQ	87.8	43-134	4.55	30
Naled	0.92	ppm	0.987	< LOQ	93.6	38-140	1.46	30
Oxamyl	0.96	ppm	0.987	< LOQ	97.1	48-127	0.417	28
Paclbutrazol	0.85	ppm	0.987	< LOQ	86.2	30-136	5.71	30
Permethrins (total)	0.59	ppm	0.987	< LOQ	60.2	20-120	4.07	28
Phosmet	0.93	ppm	0.987	< LOQ	94.1	51-134	0.350	30
Piperonyl butoxide	0.63	ppm	0.987	< LOQ	63.8	36-134	2.42	30
Prallethrin	0.94	ppm	0.987	< LOQ	95.3	23-149	2.00	30
Propiconazole	0.83	ppm	0.987	< LOQ	84.3	45-133	7.68	30
Propoxur	0.98	ppm	0.987	< LOQ	99.6	59-130	1.22	29
Pyrethrins (total)	0.55	ppm	0.572	< LOQ	96.1	15-146	2.79	28
Pyridaben	0.47	ppm	0.987	< LOQ	47.4	15-150	1.57	29
Spinosad	0.63	ppm	0.701	< LOQ	90.2	23-150	16.6	30
Spiromesifen	0.65	ppm	0.987	< LOQ	66.0	27-127	1.53	28
Spirotetramat	1.00	ppm	0.987	< LOQ	101	33-150	1.37	30
Spiroxamine	0.90	ppm	0.987	< LOQ	91.1	54-134	5.26	30
Tebuconazole	1.09	ppm	0.987	< LOQ	110	22-126	4.55	21
Thiacloprid	0.99	ppm	0.987	< LOQ	100	53-138	0.945	30
Thiamethoxam	0.92	ppm	0.987	< LOQ	93.1	40-134	0.936	28
Trifloxystrobin	0.96	ppm	0.987	< LOQ	97.5	25-140	0.157	30



Brian Weigel  
Lab Director

These results relate only to the sample included on this report. The report may not be reproduced except in full, without the written permission of SC Laboratories. Samples tested in accordance with Oregon Administrative Rules, TNI 2009 Standard and SC Laboratories quality assurance plan unless otherwise noted.

## Quality Control Solvent Analysis

**Batch: B202529 - Residual Solvent Prep**

Blank(B202529-BLK1)			Extracted - 12/02/20 10:16 Analyzed - 12/02/20 17:10					
Analyte	Result	Units	Spike Level	Source Result	%REC	%REC Limits	RPD	RPD Limit
1,4-Dioxane	< LOQ	ug/g						
2-Butanol	< LOQ	ug/g						
2-Ethoxyethanol	< LOQ	ug/g						
2-Propanol (IPA)	< LOQ	ug/g						
Acetone	< LOQ	ug/g						
Acetonitrile	< LOQ	ug/g						
Benzene	< LOQ	ug/g						
Butanes	< LOQ	ug/g						
Cyclohexane	< LOQ	ug/g						
Dichloromethane (methylene chloride)	< LOQ	ug/g						
Ethyl acetate	< LOQ	ug/g						
Ethyl ether	< LOQ	ug/g						
Ethylbenzene	< LOQ	ug/g						
Ethylene glycol	< LOQ	ug/g						
Ethylene oxide	< LOQ	ug/g						
Heptane	< LOQ	ug/g						
Hexanes	< LOQ	ug/g						
Isopropyl acetate	< LOQ	ug/g						
Isopropylbenzene (cumene)	< LOQ	ug/g						
Methanol	< LOQ	ug/g						
Pentanes	< LOQ	ug/g						
Propane	< LOQ	ug/g						
Tetrahydrofuran	< LOQ	ug/g						
Toluene	< LOQ	ug/g						
Xylenes	< LOQ	ug/g						

LCS(B202529-BS1)			Extracted - 12/02/20 10:16 Analyzed - 12/02/20 16:07					
Analyte	Result	Units	Spike Level	Source Result	%REC	%REC Limits	RPD	RPD Limit
1,4-Dioxane	617	ug/g	570		108	70-130		
2,2-Dimethylbutane	507	ug/g	435		116	70-130		
2,2-Dimethylpropane (neopentane)	4080	ug/g	3120		131	60-140		
2-Butanol	3800	ug/g	3500		108	70-130		
2-Ethoxyethanol	252	ug/g	240		105	60-140		
2-Methylbutane (isopentane)	4030	ug/g	3500		115	70-130		
2-Methylpentane/2,3-Dimethylbutane	961	ug/g	870		110	70-130		



Brian Weigel  
Lab Director

These results relate only to the sample included on this report. The report may not be reproduced except in full, without the written permission of SC Laboratories. Samples tested in accordance with Oregon Administrative Rules, TNI 2009 Standard and SC Laboratories quality assurance plan unless otherwise noted.

## Quality Control

### Solvent Analysis (Continued)

**Batch: B202529 - Residual Solvent Prep (Continued)**

LCS(B202529-BS1)		Extracted - 12/02/20 10:16 Analyzed - 12/02/20 16:07						
Analyte	Result	Units	Spike Level	Source Result	%REC	%REC Limits	RPD	RPD Limit
2-Methylpropane (isobutane)	3590	ug/g	3120		115	60-140		
2-Propanol (IPA)	3950	ug/g	3500		113	70-130		
3-Methylpentane	477	ug/g	435		110	70-130		
Acetone	4130	ug/g	3500		118	70-130		
Acetonitrile	660	ug/g	615		107	70-130		
Benzene	2.64	ug/g	3.00		88.1	70-130		
Cyclohexane	7070	ug/g	5820		121	70-130		
Dichloromethane (methylene chloride)	955	ug/g	900		106	70-130		
Ethyl acetate	4030	ug/g	3500		115	70-130		
Ethyl ether	4260	ug/g	3500		122	70-130		
Ethylbenzene	3470	ug/g	3250		107	70-130		
Ethylene glycol	841	ug/g	930		90.5	60-140		
Ethylene oxide	456	ug/g	375		122	60-140		
Heptane	4030	ug/g	3500		115	70-130		
Isopropyl acetate	4090	ug/g	3500		117	70-130		
Isopropylbenzene (cumene)	112	ug/g	105		107	70-130		
m,p-Xylene	7190	ug/g	6510		110	60-140		
Methanol	2890	ug/g	2500		116	70-130		
n-Butane	3260	ug/g	3120		104	60-140		
n-Hexane	489	ug/g	435		112	70-130		
n-Pentane	4160	ug/g	3500		119	70-130		
Propane	1530	ug/g	1250		123	60-140		
Tetrahydrofuran	1250	ug/g	1080		116	70-130		
Toluene	1370	ug/g	1340		102	70-130		
o-Xylene	3380	ug/g	3250		104	70-130		

Matrix Spike(B202529-MS1)		Extracted - 12/02/20 10:16 Analyzed - 12/02/20 16:28						
Analyte	Result	Units	Spike Level	Source Result	%REC	%REC Limits	RPD	RPD Limit
1,4-Dioxane	566	ug/g	542	< LOQ	104	70-130		
2,2-Dimethylbutane	485	ug/g	414	< LOQ	117	70-130		
2,2-Dimethylpropane (neopentane)	3800	ug/g	2970	< LOQ	128	60-140		
2-Butanol	3570	ug/g	3330	< LOQ	107	70-130		
2-Ethoxyethanol	232	ug/g	228	< LOQ	102	60-140		
2-Methylbutane (isopentane)	3890	ug/g	3330	< LOQ	117	70-130		
2-Methylpentane/2,3-Dimethylbutane	924	ug/g	828	< LOQ	112	70-130		



 Brian Weigel  
 Lab Director

These results relate only to the sample included on this report. The report may not be reproduced except in full, without the written permission of SC Laboratories. Samples tested in accordance with Oregon Administrative Rules, TNI 2009 Standard and SC Laboratories quality assurance plan unless otherwise noted.

## Quality Control

### Solvent Analysis (Continued)

**Batch: B202529 - Residual Solvent Prep (Continued)**

Matrix Spike(B202529-MS1)			Extracted - 12/02/20 10:16 Analyzed - 12/02/20 16:28					
Analyte	Result	Units	Spike Level	Source Result	%REC	%REC Limits	RPD	RPD Limit
2-Methylpropane (isobutane)	3420	ug/g	2970	< LOQ	115	60-140		
2-Propanol (IPA)	3760	ug/g	3330	< LOQ	113	70-130		
3-Methylpentane	453	ug/g	414	< LOQ	110	70-130		
Acetone	3870	ug/g	3330	< LOQ	116	70-130		
Acetonitrile	616	ug/g	585	< LOQ	105	70-130		
Benzene	2.51	ug/g	2.85	< LOQ	88.0	70-130		
Cyclohexane	6570	ug/g	5540	< LOQ	119	70-130		
Dichloromethane (methylene chloride)	904	ug/g	856	< LOQ	106	70-130		
Ethyl acetate	3740	ug/g	3330	< LOQ	112	70-130		
Ethyl ether	3960	ug/g	3330	< LOQ	119	70-130		
Ethylbenzene	3220	ug/g	3090	< LOQ	104	70-130		
Ethylene glycol	869	ug/g	885	< LOQ	98.2	60-140		
Ethylene oxide	433	ug/g	357	< LOQ	121	60-140		
Heptane	3830	ug/g	3330	< LOQ	115	70-130		
Isopropyl acetate	3800	ug/g	3330	< LOQ	114	70-130		
Isopropylbenzene (cumene)	253	ug/g	99.9	< LOQ	254	70-130		
m,p-Xylene	6610	ug/g	6200	< LOQ	107	60-140		
Methanol	2760	ug/g	2380	< LOQ	116	70-130		
n-Butane	3130	ug/g	2970	< LOQ	105	60-140		
n-Hexane	465	ug/g	414	< LOQ	112	70-130		
n-Pentane	3960	ug/g	3330	< LOQ	119	70-130		
Propane	1490	ug/g	1190	< LOQ	125	60-140		
Tetrahydrofuran	1150	ug/g	1030	< LOQ	112	70-130		
Toluene	1290	ug/g	1270	< LOQ	101	70-130		
o-Xylene	3260	ug/g	3090	< LOQ	105	70-130		

Matrix Spike Dup(B202529-MSD1)			Extracted - 12/02/20 10:16 Analyzed - 12/02/20					
Analyte	Result	Units	Spike Level	Source Result	%REC	%REC Limits	RPD	RPD Limit
1,4-Dioxane	554	ug/g	547	< LOQ	101	70-130	2.15	30
2,2-Dimethylbutane	479	ug/g	417	< LOQ	115	70-130	1.30	30
2,2-Dimethylpropane (neopentane)	3860	ug/g	3000	< LOQ	129	60-140	1.49	30
2-Butanol	3550	ug/g	3360	< LOQ	106	70-130	0.535	30
2-Ethoxyethanol	226	ug/g	230	< LOQ	98.2	60-140	2.79	30
2-Methylbutane (isopentane)	3920	ug/g	3360	< LOQ	117	70-130	0.650	30
2-Methylpentane/2,3-Dimethylbutane	916	ug/g	835	< LOQ	110	70-130	0.885	30



Brian Weigel  
Lab Director

These results relate only to the sample included on this report. The report may not be reproduced except in full, without the written permission of SC Laboratories. Samples tested in accordance with Oregon Administrative Rules, TNI 2009 Standard and SC Laboratories quality assurance plan unless otherwise noted.

## Quality Control Solvent Analysis (Continued)

**Batch: B202529 - Residual Solvent Prep (Continued)**

Matrix Spike Dup(B202529-MSD1)			Extracted - 12/02/20 10:16 Analyzed - 12/02/20					
Analyte	Result	Units	Spike Level	Source Result	%REC	%REC Limits	RPD	RPD Limit
2-Methylpropane (isobutane)	3500	ug/g	3000	< LOQ	117	60-140	2.28	30
2-Propanol (IPA)	3750	ug/g	3360	< LOQ	112	70-130	0.144	30
3-Methylpentane	452	ug/g	417	< LOQ	108	70-130	0.263	30
Acetone	3890	ug/g	3360	< LOQ	116	70-130	0.644	30
Acetonitrile	620	ug/g	590	< LOQ	105	70-130	0.555	30
Benzene	2.60	ug/g	2.88	< LOQ	90.5	70-130	3.60	30
Cyclohexane	6550	ug/g	5590	< LOQ	117	70-130	0.382	30
Dichloromethane (methylene chloride)	912	ug/g	863	< LOQ	106	70-130	0.846	30
Ethyl acetate	3720	ug/g	3360	< LOQ	111	70-130	0.468	30
Ethyl ether	3980	ug/g	3360	< LOQ	118	70-130	0.333	30
Ethylbenzene	3140	ug/g	3120	< LOQ	101	70-130	2.46	30
Ethylene glycol	831	ug/g	892	< LOQ	93.2	60-140	4.40	30
Ethylene oxide	441	ug/g	360	< LOQ	123	60-140	1.95	30
Heptane	3840	ug/g	3360	< LOQ	114	70-130	0.268	30
Isopropyl acetate	3740	ug/g	3360	< LOQ	111	70-130	1.49	30
Isopropylbenzene (cumene)	250	ug/g	101	< LOQ	248	70-130	1.35	30
m,p-Xylene	6580	ug/g	6250	< LOQ	105	60-140	0.509	30
Methanol	2750	ug/g	2400	< LOQ	115	70-130	0.195	30
n-Butane	3150	ug/g	3000	< LOQ	105	60-140	0.689	30
n-Hexane	465	ug/g	417	< LOQ	111	70-130	0.0293	30
n-Pentane	4000	ug/g	3360	< LOQ	119	70-130	1.01	30
Propane	1490	ug/g	1200	< LOQ	124	60-140	0.373	30
Tetrahydrofuran	1150	ug/g	1040	< LOQ	111	70-130	0.550	30
Toluene	1280	ug/g	1280	< LOQ	99.5	70-130	0.779	30
o-Xylene	3170	ug/g	3120	< LOQ	102	70-130	2.58	30



Brian Weigel  
Lab Director

These results relate only to the sample included on this report. The report may not be reproduced except in full, without the written permission of SC Laboratories. Samples tested in accordance with Oregon Administrative Rules, TNI 2009 Standard and SC Laboratories quality assurance plan unless otherwise noted.

## Quality Control Terpene Analysis

Batch: B202532 - Potency/Terpenes

Blank(B202532-BLK1)			Extracted - 12/02/20 14:30 Analyzed - 12/02/20 17:57					
Analyte	Result	Units	Spike Level	Source Result	%REC	%REC Limits	RPD	RPD Limit
alpha Pinene	< LOQ	%						
beta Myrcene	< LOQ	%						
alpha Phellandrene	< LOQ	%						
3-Carene	< LOQ	%						
alpha Terpinene	< LOQ	%						
Limonene	< LOQ	%						
Terpinolene	< LOQ	%						
Linalool	< LOQ	%						
Fenchol	< LOQ	%						
Borneol	< LOQ	%						
Terpineol	< LOQ	%						
Geraniol	< LOQ	%						
alpha Humulene	< LOQ	%						
beta Caryophyllene	< LOQ	%						
(-)-Caryophyllene Oxide	< LOQ	%						
(-)-alpha Bisabolol	< LOQ	%						
Camphene	< LOQ	%						
beta Pinene	< LOQ	%						
Ocimene	< LOQ	%						
Sabinene	< LOQ	%						
Camphor	< LOQ	%						
Isoborneol	< LOQ	%						
Menthol	< LOQ	%						
alpha Cedrene	< LOQ	%						
Nerolidol	< LOQ	%						
(+)-Pulegone	< LOQ	%						
Eucalyptol	< LOQ	%						
p-Cymene	< LOQ	%						
(-)-Isopulegol	< LOQ	%						
Geranyl Acetate	< LOQ	%						
Guaiol	< LOQ	%						
Valencene	< LOQ	%						
Phytol	< LOQ	%						
Citronellol	< LOQ	%						
gamma Terpinene	< LOQ	%						



Brian Weigel  
Lab Director

These results relate only to the sample included on this report. The report may not be reproduced except in full, without the written permission of SC Laboratories. Samples tested in accordance with Oregon Administrative Rules, TNI 2009 Standard and SC Laboratories quality assurance plan unless otherwise noted.

## Quality Control

### Terpene Analysis (Continued)

**Batch: B202532 - Potency/Terpenes (Continued)**

Duplicate(B202532-DUP1)		Extracted - 12/02/20 14:30 Analyzed - 12/02/20 18:14						
Analyte	Result	Units	Spike Level	Source Result	%REC	%REC Limits	RPD	RPD Limit
alpha Ocimene	< LOQ	%		< LOQ				30
beta Ocimene	< LOQ	%		< LOQ				30
cis-Nerolidol	< LOQ	%		< LOQ				30
Phytol 1	< LOQ	%		< LOQ				30
Phytol 2	< LOQ	%		< LOQ				30
trans-Nerolidol	< LOQ	%		< LOQ				30
alpha Pinene	< LOQ	%		< LOQ				30
beta Myrcene	0.164	%		0.156			4.85	30
alpha Phellandrene	< LOQ	%		< LOQ				30
3-Carene	< LOQ	%		< LOQ				30
alpha Terpinene	< LOQ	%		< LOQ				30
Limonene	0.638	%		0.611			4.22	30
Terpinolene	< LOQ	%		< LOQ				30
Linalool	0.193	%		0.186			3.30	30
Fenchol	0.140	%		0.141			1.32	30
Borneol	< LOQ	%		< LOQ				30
Terpineol	< LOQ	%		< LOQ				30
Geraniol	< LOQ	%		< LOQ				30
alpha Humulene	0.577	%		0.553			4.21	30
beta Caryophyllene	1.368	%		1.331			2.73	30
(-)-Caryophyllene Oxide	< LOQ	%		< LOQ				30
(-)-alpha Bisabolol	< LOQ	%		< LOQ				30
Camphene	< LOQ	%		< LOQ				30
beta Pinene	0.120	%		0.116			3.45	30
Ocimene	< LOQ	%		< LOQ				30
Sabinene	< LOQ	%		< LOQ				30
Camphor	< LOQ	%		< LOQ				30
Isoborneol	< LOQ	%		< LOQ				30
Menthol	< LOQ	%		< LOQ				30
alpha Cedrene	< LOQ	%		< LOQ				30
Nerolidol	< LOQ	%		< LOQ				30
(+)-Pulegone	< LOQ	%		< LOQ				30
Eucalyptol	< LOQ	%		< LOQ				30
p-Cymene	< LOQ	%		< LOQ				30
(-)-Isopulegol	< LOQ	%		< LOQ				30



Brian Weigel  
 Lab Director

These results relate only to the sample included on this report. The report may not be reproduced except in full, without the written permission of SC Laboratories. Samples tested in accordance with Oregon Administrative Rules, TNI 2009 Standard and SC Laboratories quality assurance plan unless otherwise noted.

## Quality Control Terpene Analysis (Continued)

**Batch: B202532 - Potency/Terpenes (Continued)**

Duplicate(B202532-DUP1)		Extracted - 12/02/20 14:30		Analyzed - 12/02/20 18:14				
Analyte	Result	Units	Spike Level	Source Result	%REC	%REC Limits	RPD	RPD Limit
Geranyl Acetate	< LOQ	%		< LOQ				30
Guaiol	< LOQ	%		< LOQ				30
Valencene	0.162	%		< LOQ				30
Phytol	< LOQ	%		< LOQ				30
Citronellol	< LOQ	%		< LOQ				30
gamma Terpinene	< LOQ	%		< LOQ				30



Brian Weigel  
Lab Director

These results relate only to the sample included on this report. The report may not be reproduced except in full, without the written permission of SC Laboratories. Samples tested in accordance with Oregon Administrative Rules, TNI 2009 Standard and SC Laboratories quality assurance plan unless otherwise noted.





**OREGON LIQUOR CONTROL COMMISSION  
CANNABIS TRANSPORTATION MANIFEST**



20L0005

20L0006

20L0007

All sales transactions are to be completed prior to transportation of any CANNABIS. The receiving entity may reject product delivered, but amount delivered must be limited to amount agreed upon in prior sales transaction.

<b>Manifest No.</b>	<b>0002852194</b>	<b>Date Created</b>	12/1/2020 1:18 PM
<b>Originating Entity</b>	Willamette Valley Alchemy	<b>For OLCC Use Only</b>	
<b>Originating License Number</b>	030-1000096CBB6		
<b>Address of Originating Entity</b>	870 W. 2nd Ave Unit: D Eugene, OR 97402 County: Lane		
<b>Phone No. of Originating Entity</b>	541255.9170		
<b>Contact Phone No. for Inquiries: 8018824601</b>			
<b>1. Destination</b>	SC Laboratories	<b>Destination Phone No.</b>	503-272-8838
<b>Destination License Number</b>	010-1004748743D	<b>Date and Approx. Time of Departure</b>	12/1/2020 1:25 PM
<b>Address of Destination</b>	15865 SW 74th Avenue Ste 110 Tigard, OR 97224 County: Washington	<b>Date and Approx. Time of Arrival</b>	12/1/2020 4:00 PM
		<b>Date/Time Received</b>	12/1/2020 15:35
		<b>Notes:</b> details for extenuating circumstances (e.g., road closure, flat tire, etc.)	
<b>Route to be Traveled</b> Get on I-105 E from Monroe St and W 5th Ave Follow I-5 N to Lower Boones Ferry Rd in Tualatin. Take exit 290 from I-5 N Take SW Durham Rd to SW 74th Ave in Tigard			
<b>Name of Person Transporting</b>	Scott Forster	<b>Handler Permit No. of Driver</b>	SC Sampler
<b>State Driver's License No.</b>	A625521	<b>Signature of Person Transporting</b>	<i>SAT</i>
<b>Make, Model, License Plate No.</b>	Nissan Kicks 249 MGD		
<b>1. Package I Shipped</b>	<b>Production Batch No.</b>	<b>Item Name</b>	<b>Quantity</b>
1A4010300003909000013789 Lab Test: SubmittedForTesting		Triangle Kush Mints Live Rosin (WVALR7) (Concentrate)	Shp: 5.0900 g
<b>Item Details</b>			
<b>Source Harvest(s)</b>	TKM1022200D		
<b>Source Package(s)</b>	1A4010300003909000013775		
<b>2. Package I Shipped</b>	<b>Production Batch No.</b>	<b>Item Name</b>	<b>Quantity</b>
1A4010300003909000013790 Lab Test: SubmittedForTesting		RETREATS- VEGAN 1:1 Rec 10pk (DT/DDF-147-13781) (Edibles (each))	Shp: 2.0000 ea
<b>Item Details</b>			
<b>Source Harvest(s)</b>	(multi-harvest)		
<b>Source Package(s)</b>	1A4010300003909000013781		
<b>3. Package I Shipped</b>	<b>Production Batch No.</b>	<b>Item Name</b>	<b>Quantity</b>
1A4010300003909000013785 Lab Test: SubmittedForTesting		SROG LCR (7Points-887) (Extracts)	Shp: 7.1200 g
<b>Item Details</b>			
<b>Source Harvest(s)</b>	(multi-harvest)		
<b>Source Package(s)</b>	1A4010300003909000013777		
<b>4. Package I Shipped</b>	<b>Production Batch No.</b>	<b>Item Name</b>	<b>Quantity</b>
1A4010300003909000013786 Lab Test: SubmittedForTesting		Lemon Pedalz LB (Rogue-889) (Extracts)	Shp: 7.1300 g
<b>Item Details</b>			
<b>Source Harvest(s)</b>	(multi-harvest)		
<b>Source Package(s)</b>	1A4010300003909000013778		



**OREGON LIQUOR CONTROL COMMISSION  
CANNABIS TRANSPORTATION MANIFEST**



20L0005  
20L0006  
20L0007

All sales transactions are to be completed prior to transportation of any CANNABIS. The receiving entity may reject product delivered, but amount delivered must be limited to amount agreed upon in prior sales transaction.

<b>Manifest No.</b>	<b>0002852194</b>	<b>Date Created</b>	12/1/2020 1:18 PM
<b>5. Package   Shipped</b>	<b>Production Batch No.</b>	<b>Item Name</b>	<b>Quantity</b>
1A4010300003909000013787 Lab Test: SubmittedForTesting		Sour Kush Mints LCR (Herbal-891) (Extracts)	Shp: 7.1900 g
<b>Item Details</b>			
<b>Source Harvest(s)</b> (multi-harvest)			
<b>Source Package(s)</b> 1A4010300003909000013779			
<b>6. Package   Shipped</b>	<b>Production Batch No.</b>	<b>Item Name</b>	<b>Quantity</b>
1A4010300003909000013791 Lab Test: SubmittedForTesting		Triangle Kush Mints Live Rosin (WVALR7B) (Concentrate)	Shp: 5.0600 g
<b>Item Details</b>			
<b>Source Harvest(s)</b> TKM1022200D			
<b>Source Package(s)</b> 1A4010300003909000013782			
<b>7. Package   Shipped</b>	<b>Production Batch No.</b>	<b>Item Name</b>	<b>Quantity</b>
1A4010300003909000013788 Lab Test: SubmittedForTesting		Blue Orchid CBD Infusible (Eastfork-878) (Extracts)	Shp: 7.0700 g
<b>Item Details</b>			
<b>Source Harvest(s)</b> Blue Orchid# 10/8/20			
<b>Source Package(s)</b> 1A4010300003909000013766			
<b>PRODUCT REJECTION (if only a portion of shipment is rejected, circle that portion above)</b>			
<b>Name of Person Receiving or Rejecting Product</b>	Leonel Peraza		
I confirm that the contents of this shipment match weight records entered above, and I agree to take custody of those portions of this shipment <i>not</i> circled above. Those portions circled were returned to the individual delivering this shipment.			
<b>Signature</b>	<i>Leonel Peraza</i>	<b>Date</b>	12-1-2020
<b>Signature of individual taking receipt of rejected portion of this shipment</b>			

Client: Willamette Valley Alchemy Client License: 100096CBBC Date Sampled: 12/1/2020 Thermometer ID: T014  
 Address Where Sampled: 870 W 2nd Ave unit: D Eugene, OR 97402 Requestor: Paul Sherman Event ID: 20L0005 Balance ID: SAMP\_BAL\_05  
 Sampling SOP & Rev. #: SC-OR-SAMP-003 Sampler: Scott Forster Transporter: Scott Forster Hygrometer ID: Anemometer\_02

Sampler Signature

Lab ORELAP ID: 4133  
 Lab OLCC ID: 1004748743D

Weight used (g)	Weight Set ID	Acceptance Criteria	Initial Measured	Initial P/F	Final Measured	Final P/F
0.5	SAMP_CAL_05	±2.5%	0.5	P	0.5	P
200		±2.5%	199.92		199.92	



Container Type	METRC Harvest/Processing Lot ID #:				Product Type	Client Sample Name	Product Date	Batch Size (g)
Mason Jars	1A40103000390900013777				Concentrate	SROG LCR (7Points-887)	11/30/2020	1364
METRC Batch ID	Product Temp (°C)	Humidity (%)	# of Containers	Sampling Media	# Zones	# of Inc.	1° Sample (g)	Sample Name
	17.4	44.7	3	vial	4	6	0.583333333	SROG LCR (7Points-887) Primary
Lab Sample ID	Container ID		Increment Zone	Sampling Media Wt. (g)	Wt. Inc+Media (g)	Increment Weight (g)	Sample METRC ID#	
20L0005-01	SROG LCR (7Points-887)-1		A1	0	0.59	0.59	13785	
20L0005-01	SROG LCR (7Points-887)-1		A1	0.59	1.18	0.59	13785	
20L0005-01	SROG LCR (7Points-887)-1		A3	1.18	1.77	0.59	13785	
20L0005-01	SROG LCR (7Points-887)-1		A4	1.77	2.36	0.59	13785	
20L0005-01	SROG LCR (7Points-887)-2		B2	2.36	2.95	0.59	13785	
20L0005-01	SROG LCR (7Points-887)-3		C1	2.95	3.57	0.62	13785	
<b>Totals:</b>								
6			6		Total Primary Mass = 3.57		Primary + Duplicate Mass = 7.12 g	

Observations and Abnormalities:	Batch #	Equipment	Cont. Types/Sizes	Uniform	Plant Colors	Shape and Size	Sampling Plan ID & Rev. Date

METRC Batch ID	Product Temp (°C)	Humidity (%)	# of Containers	Sampling Media	# Zones	# of Inc.	1° Sample (g)	Sample Name
	17.4	44.7	3	vial	4	6	0.583333333	SROG LCR (7Points-887) Duplicate
Lab Sample ID	Container ID		Increment Zone	Sampling Media Wt. (g)	Wt. Inc+Media (g)	Increment Weight (g)	Sample METRC ID#	
20L0005-02	SROG LCR (7Points-887)-1		A3	0	0.59	0.59	13785	
20L0005-02	SROG LCR (7Points-887)-2		B3	0.59	1.18	0.59	13785	
20L0005-02	SROG LCR (7Points-887)-3		C1	1.18	1.77	0.59	13785	
20L0005-02	SROG LCR (7Points-887)-3		C1	1.77	2.36	0.59	13785	
20L0005-02	SROG LCR (7Points-887)-3		C2	2.36	2.95	0.59	13785	
20L0005-02	SROG LCR (7Points-887)-3		C4	2.95	3.55	0.6	13785	

Totals:		6		6		Total Duplicate Mass = 3.55	
Observations and Abnormalities:		Batch #	Equipment	Cont. Types/Sizes	Uniform	Plant Colors	Shape and Size
							Sampling Plan ID & Rev. Date

Container Type	METRC Harvest/Processing Lot ID #:				Product Type	Client Sample Name	Product Date	Batch Size (g)
Mason Jars	1A4010300003909000013778				Concentrate	Lemon Pedalz LB (Rogue-889)	11/30/2020	709
METRC Batch ID	Product Temp (°C)	Humidity (%)	# of Containers	Sampling Media	# Zones	# of Inc.	1° Sample (g)	Sample Name
	17.4	44.7	2	vial	4	6	0.58333333	Lemon Pedalz LB (Rogue-889) Primary
Lab Sample ID	Container ID		Increment Zone	Sampling Media Wt. (g)	Wt. Inc+Media (g)	Increment Weight (g)	Sample METRC ID#	
20L0005-03	Lemon Pedalz LB (Rogue-889)-1		A2	0	0.59	0.59	13786	
20L0005-03	Lemon Pedalz LB (Rogue-889)-1		A3	0.59	1.18	0.59	13786	
20L0005-03	Lemon Pedalz LB (Rogue-889)-2		B1	1.18	1.77	0.59	13786	
20L0005-03	Lemon Pedalz LB (Rogue-889)-2		B3	1.77	2.36	0.59	13786	
20L0005-03	Lemon Pedalz LB (Rogue-889)-2		B3	2.36	2.95	0.59	13786	
20L0005-03	Lemon Pedalz LB (Rogue-889)-2		B4	2.95	3.58	0.63	13786	
Totals:		6		6		Total Primary Mass = 3.58		Primary + Duplicate Mass = 7.13 g

Observations and Abnormalities:		Batch #	Equipment	Cont. Types/Sizes	Uniform	Plant Colors	Shape and Size	Sampling Plan ID & Rev. Date

METRC Batch ID	Product Temp (°C)	Humidity (%)	# of Containers	Sampling Media	# Zones	# of Inc.	1° Sample (g)	Sample Name
	17.4	44.7	2	vial	4	6	0.58333333	Lemon Pedalz LB (Rogue-889) Duplicate
Lab Sample ID	Container ID		Increment Zone	Sampling Media Wt. (g)	Wt. Inc+Media (g)	Increment Weight (g)	Sample METRC ID#	
20L0005-04	Lemon Pedalz LB (Rogue-889)-1		A1	0	0.59	0.59	13786	
20L0005-04	Lemon Pedalz LB (Rogue-889)-1		A1	0.59	1.18	0.59	13786	
20L0005-04	Lemon Pedalz LB (Rogue-889)-1		A2	1.18	1.77	0.59	13786	
20L0005-04	Lemon Pedalz LB (Rogue-889)-1		A2	1.77	2.36	0.59	13786	
20L0005-04	Lemon Pedalz LB (Rogue-889)-1		A2	2.36	2.95	0.59	13786	
20L0005-04	Lemon Pedalz LB (Rogue-889)-2		B4	2.95	3.55	0.6	13786	







# CHAIN OF CUSTODY

SC Laboratories Oregon LLC  
 15865 SW 74th Avenue, Ste 110  
 Tigard OR, 97224  
 (503) 272-8930  
 ORELAP ID # 4133  
 www.sclabs.com

Client: **Williams Valley Alchemy**  
 Address Where Sampled: **870 W 2nd Ave unit: D Eugene, OR 97402**  
 Date Sampled: **12/1/2020**  
 OLCC License #: **100956CBBC**  
 OLCC License Type: **Processor**  
 Email: **ertevallvalleyalchemy@gmail.com**  
 Phone: **541.255.9170**  
 Sampler OLCC License #: **010-1004748743D**

COC #: **1/1**  
 Work Order #: **20L0005**  
 Received By: **CSJ**  
 Received Date: **12-1-2020**  
 Courier: **Scott Forster**  
 Name of Sampler: **Scott Forster**  
 Transfer Manifest #: **Z 85214**  
 Place where Sampled: **870 W 2nd Ave unit: D Eugene, OR 97402**



Sample Type Legend  
 U - Usable Marijuana  
 C - Concentrate  
 P - Product  
 O - Other

Sample Name	Time	METRC Label	Unique Batch Number	SC Labs LIMS ID	Sample Type	Total Sample Mass	# of Increments	TESTS REQUESTED					Sample Specific Notes
								Potency	Water Activity	Moisture Content	Pesticide	Residual Solvent	
SROG LCR (7Points-887) Primary		13785	SROG LCR (7Points-887)	20L0005-01	C	3.57	6	X	X	X	X	X	
SROG LCR (7Points-887) Duplicate		13785	SROG LCR (7Points-887)	20L0005-02	C	3.55	6	X	X	X	X	X	
Lemon Pedalz LB (Rogue-888) Primary		13786	Lemon Pedalz LB (Rogue-888)	20L0005-03	C	3.58	6	X	X	X	X	X	
Lemon Pedalz LB (Rogue-888) Duplicate		13786	Lemon Pedalz LB (Rogue-888)	20L0005-04	C	3.55	6	X	X	X	X	X	
Sour Kush Mints LCR (Herbal-891) Primary		13787	Sour Kush Mints LCR (Herbal-891)	20L0005-05	C	3.57	4	X	X	X	X	X	
Sour Kush Mints LCR (Herbal-891) Duplicate		13787	Sour Kush Mints LCR (Herbal-891)	20L0005-06	C	3.62	4	X	X	X	X	X	
Blue Orchid CBD Infusible (eastfork -878) Prima		13788	Blue Orchid CBD Infusible (eastfork)	20L0005-07	C	3.55	6	X	X	X	X	X	
Blue Orchid CBD Infusible (eastfork -878) Duplic		13788	Blue Orchid CBD Infusible (eastfork)	20L0005-08	C	3.52	6	X	X	X	X	X	

Notes/Special Considerations: Opt OUT of Sample Duplicate Yes  No

Samples Relinquished		Samples Received	
Print Name: Austin C	Date: 12/1/20	Print Name: Scott F	Date: 12/1/20
Representative of: WVA		Representative of: SC Labs	
Signature: <i>[Signature]</i>	Time: 1230	Signature: <i>[Signature]</i>	Time: 1230