

Sample Name: **Tropicana Punch RJ (Rogue-852) Primary**
Tested for: **Willamette Valley Alchemy**
Compliance Extract



Laboratory ID: 20K0063-05

Matrix: Extracts and Concentrates

Sample Metrc ID: 1A4010300003909000013712

Lot # NA

Batch RFID: 1A4010300003909000013705

Batch Size: 500.0 (g)

Process Date: 11/09/2020

License: 1000096CBB6

Date Sampled: 11/10/20 00:00

Date Accepted: 11/10/20

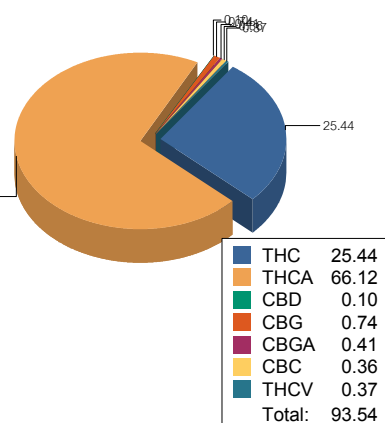
Potency Analysis

Date Extracted: 11/13/20

Analysis Method: UNODC 5.4.8

Date Analyzed: 11/13/20

* - ORELAP certified analyte

Cannabinoids	% weight	mg/g	LOQ (%)	Cannabinoids Profile																
Total THC ((THCA*0.877)+d9)	83.43	834.3	0.08	 <table border="1"> <tr><td>THC</td><td>25.44</td></tr> <tr><td>THCA</td><td>66.12</td></tr> <tr><td>CBD</td><td>0.10</td></tr> <tr><td>CBG</td><td>0.74</td></tr> <tr><td>CBGA</td><td>0.41</td></tr> <tr><td>CBC</td><td>0.36</td></tr> <tr><td>THCV</td><td>0.37</td></tr> <tr><td>Total</td><td>93.54</td></tr> </table>	THC	25.44	THCA	66.12	CBD	0.10	CBG	0.74	CBGA	0.41	CBC	0.36	THCV	0.37	Total	93.54
THC	25.44																			
THCA	66.12																			
CBD	0.10																			
CBG	0.74																			
CBGA	0.41																			
CBC	0.36																			
THCV	0.37																			
Total	93.54																			
Total CBD ((CBDA*0.877)+CBD)	0.10	1	0.08																	
d9-THC (d9-Tetrahydrocannabinol)*	25.44	254.4	0.08																	
d8-THC (d8-Tetrahydrocannabinol)*	< LOQ	< LOQ	0.11																	
THCA (d9-Tetrahydrocannabinolic Acid)*	66.12	661.2	0.16																	
CBD (Cannabidiol)*	0.10	1	0.08																	
CBDA (Cannabidiolic Acid)*	< LOQ	< LOQ	0.16																	
CBN (Cannabinol)*	< LOQ	< LOQ	0.08																	
CBG (Cannabigerol)*	0.74	7.4	0.11																	
CBGA (Cannabigerolic Acid)	0.41	4.1	0.11																	
CBDV (Cannabidivarin)*	< LOQ	< LOQ	0.11																	
CBDVA (Cannabidivarinic Acid)	< LOQ	< LOQ	0.11																	
CBC (Cannabichromene)*	0.36	3.6	0.11																	
THCV (Tetrahydrocannabivarin)	0.37	3.7	0.11																	
Total Cannabinoids	93.54	935.4	0.08																	

<LOQ - Results below the Limit of Quantitation - Compound not detected


Breeanna Hamilton For Brian Weigel
Lab Director

These results relate only to the sample included on this report. The report may not be reproduced except in full, without the written permission of SC Laboratories. Samples tested in accordance with Oregon Administrative Rules, TNI 2009 Standard and SC Laboratories quality assurance plan unless otherwise noted.

Sample Name: **Tropicana Punch RJ (Rogue-852) Duplicate**
 Tested for: **Willamette Valley Alchemy**
Compliance Extract

Laboratory ID: 20K0063-06

Matrix: Extracts and Concentrates

Sample Metrc ID: 1A4010300003909000013712

Process Date: 11/09/2020

Lot # NA

License: 1000096CBB6

Batch RFID: 1A4010300003909000013705

Date Sampled: 11/10/20 00:00

Batch Size: 500.0 (g)

Date Accepted: 11/10/20

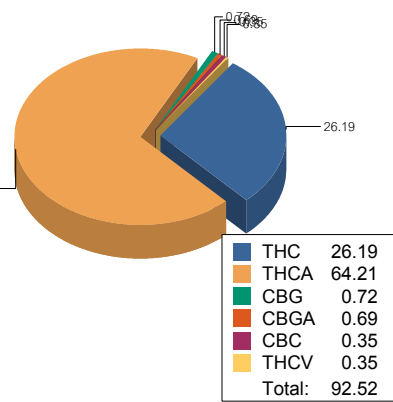
Potency Analysis

Date Extracted: 11/13/20

Analysis Method: UNODC 5.4.8

Date Analyzed: 11/13/20

* - ORELAP certified analyte

Cannabinoids	% weight	mg/g	LOQ (%)	Cannabinoids Profile
Total THC ((THCA*0.877)+d9)	82.50	825	0.09	
Total CBD ((CBDA*0.877)+CBD)	< LOQ	< LOQ	0.09	
d9-THC (d9-Tetrahydrocannabinol)*	26.19	261.9	0.09	
d8-THC (d8-Tetrahydrocannabinol)*	< LOQ	< LOQ	0.11	
THCA (d9-Tetrahydrocannabinolic Acid)*	64.21	642.1	0.17	
CBD (Cannabidiol)*	< LOQ	< LOQ	0.09	
CBDA (Cannabidiolic Acid)*	< LOQ	< LOQ	0.17	
CBN (Cannabinol)*	< LOQ	< LOQ	0.09	
CBG (Cannabigerol)*	0.72	7.2	0.11	
CBGA (Cannabigerolic Acid)	0.69	6.9	0.11	
CBDV (Cannabidivarin)*	< LOQ	< LOQ	0.11	
CBDVA (Cannabidivarinic Acid)	< LOQ	< LOQ	0.11	
CBC (Cannabichromene)*	0.35	3.5	0.11	
THCV (Tetrahydrocannabivarin)	0.35	3.5	0.11	
Total Cannabinoids	92.52	925.2	0.09	

<LOQ - Results below the Limit of Quantitation - Compound not detected

Sample Name: **Tropicana Punch RJ (Rogue-852)**

Sample Metrc ID: **1A4010300003909000013712**

	Primary Result %	Duplicate Result %	Average %	% RPD	Pass/Fail (<15%RPD)
Total THC ((THCA*0.877)+d9)	83.43	82.50	82.97	1.12	PASS
Total CBD ((CBDA*0.877)+CBD)	0.10	< LOQ	NA	NA	NA


 Breeanna Hamilton For Brian Weigel
 Lab Director

These results relate only to the sample included on this report. The report may not be reproduced except in full, without the written permission of SC Laboratories. Samples tested in accordance with Oregon Administrative Rules, TNI 2009 Standard and SC Laboratories quality assurance plan unless otherwise noted.

Sample Name: Tropicana Punch RJ (Rogue-852) Pr	License: 100096CBB6
Tested for: Willamette Valley Alchemy Compliance Extract	Date Sampled: 11/10/20 00:00
Laboratory ID: 20K0063-05	Date Accepted: 11/10/20
Matrix: Extracts and Concentrates	Sample Metrc ID: 1A4010300003909000013712
Lot # NA	Batch RFID: 1A4010300003909000013705
	Batch Size: 500.0 (g)

Terpene Analysis

Date Extracted: 11/13/20

Analysis Method: Terpenes by GCFID

Date Analyzed: 11/13/20

Analyte	Result (%)	LOQ	Analyte	Result	LOQ
alpha Pinene	< LOQ	0.098	beta Myrcene	0.230	0.098
alpha Phellandrene	< LOQ	0.098	3-Carene	< LOQ	0.098
alpha Terpinene	< LOQ	0.098	Limonene	0.311	0.098
Terpinolene	< LOQ	0.098	Linalool	0.146	0.098
Fenchol	< LOQ	0.098	Borneol	< LOQ	0.098
Terpineol	< LOQ	0.098	Geraniol	< LOQ	0.098
alpha Humulene	0.322	0.098	beta Caryophyllene	0.711	0.098
(-)-Caryophyllene Oxide	< LOQ	0.098	(-)-alpha Bisabolol	0.337	0.098
Camphene	< LOQ	0.098	beta Pinene	< LOQ	0.098
Ocimene	< LOQ	0.098	Sabinene	< LOQ	0.098
Camphor	< LOQ	0.098	Isoborneol	< LOQ	0.098
Menthol	< LOQ	0.098	alpha Cedrene	< LOQ	0.098
Nerolidol	< LOQ	0.098	(+)-Pulegone	< LOQ	0.098
Eucalyptol	< LOQ	0.098	p-Cymene	< LOQ	0.098
(-)-Isopulegol	< LOQ	0.098	Geranyl Acetate	< LOQ	0.098
Guaiol	< LOQ	0.098	Valencene	< LOQ	0.098
Phytol	< LOQ	0.098	Citronellol	< LOQ	0.098
gamma Terpinene	< LOQ	0.098			
Total Terpenes				2.056 %	

<LOQ - Results below the Limit of Quantitation - Compound not detected

Terpene Analysis is not ORELAP Accredited.


Breeanna Hamilton For Brian Weigel
Lab Director

These results relate only to the sample included on this report. The report may not be reproduced except in full, without the written permission of SC Laboratories. Samples tested in accordance with Oregon Administrative Rules, TNI 2009 Standard and SC Laboratories quality assurance plan unless otherwise noted.

Sample Name: **Tropicana Punch RJ (Rogue-852) Primary**

License: **100096CBB6**

Tested for: **Willamette Valley Alchemy**

Date Sampled: **11/10/20 00:00**

Compliance Extract

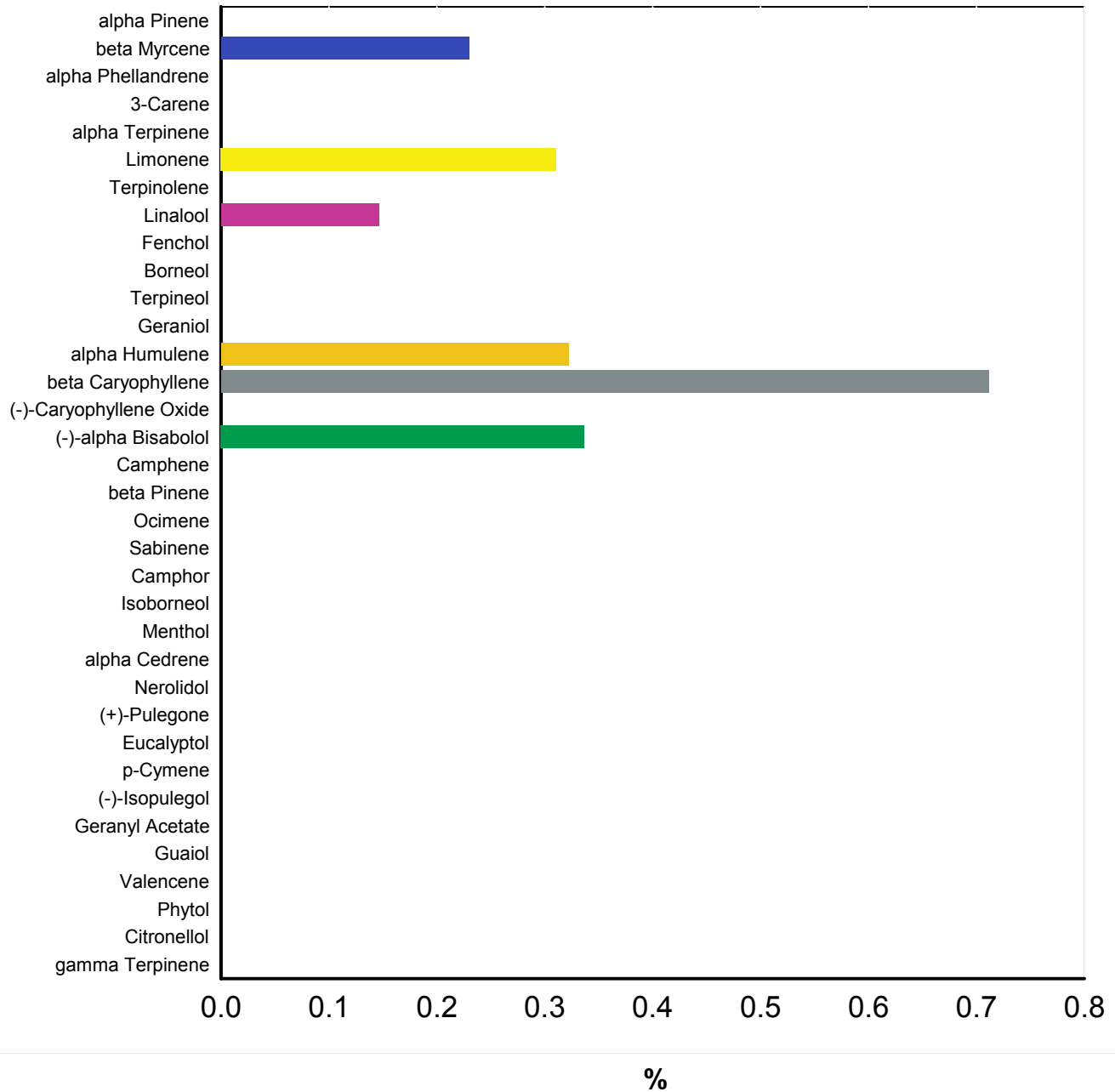
Date Accepted: **11/10/20 18:29**

Laboratory ID: **20K0063-05**

Matrix: **Extracts and**

Client/Metric ID: **1A4010300003909000013712**

Terpene Profile



Breeanna Hamilton
 Breeanna Hamilton For Brian Weigel
 Lab Director

These results relate only to the sample included on this report. The report may not be reproduced except in full, without the written permission of SC Laboratories. Samples tested in accordance with Oregon Administrative Rules, TNI 2009 Standard and SC Laboratories quality assurance plan unless otherwise noted.

Sample Name: **Tropicana Punch RJ (Rogue-852) Primary** License: **100096CBB6**
 Tested for: **Willamette Valley Alchemy** Date Sampled: **11/10/20 00:00**
Compliance Extract Date Accepted: **11/10/20**

Laboratory ID: **20K0063-05** Sample Metrc ID: **1A4010300003909000013712**
 Matrix: **Extracts and Concentrates** Batch RFID: **1A4010300003909000013705**
 Lot # **NA** Batch Size: **500.0 (g)**

Pesticide Analysis in ppm

Date Extracted: 11/13/20 Analysis Method: AOAC 2007.01 & EN 15662
 Date Analyzed: 11/14/20 Results above the action levels are highlighted in red #.

Analyte	Result	Action Level	LOQ	Analyte	Result	Action Level	LOQ
Abamectin	< LOQ	0.5	0.247	Acephate	< LOQ	0.4	0.197
Acequinocyl	< LOQ	2	0.986	Acetamiprid	< LOQ	0.2	0.099
Aldicarb	< LOQ	0.4	0.197	Azoxystrobin	< LOQ	0.2	0.099
Bifenazate	< LOQ	0.2	0.099	Bifenthrin	< LOQ	0.2	0.099
Boscalid	< LOQ	0.4	0.197	Carbaryl	< LOQ	0.2	0.099
Carbofuran	< LOQ	0.2	0.099	Chlorantraniliprole	< LOQ	0.2	0.099
Chlorfenapyr	< LOQ	1	0.493	Chlorpyrifos	< LOQ	0.2	0.099
Clofentezine	< LOQ	0.2	0.099	Cyfluthrin	< LOQ	1	0.493
Cypermethrin	< LOQ	1	0.493	Daminozide	< LOQ	1	0.493
DDVP (Dichlorvos)	< LOQ	1	0.493	Diazinon	< LOQ	0.2	0.099
Dimethoate	< LOQ	0.2	0.099	Ethoprophos	< LOQ	0.2	0.099
Etofenprox	< LOQ	0.4	0.197	Etoxazole	< LOQ	0.2	0.099
Fenoxycarb	< LOQ	0.2	0.099	Fenpyroximate	< LOQ	0.4	0.197
Fipronil	< LOQ	0.4	0.197	Fonicamid	< LOQ	1	0.493
Fludioxonil	< LOQ	0.4	0.197	Hexythiazox	< LOQ	1	0.493
Imazalil	< LOQ	0.2	0.099	Imidacloprid	< LOQ	0.4	0.197
Kresoxim-methyl	< LOQ	0.4	0.197	Malathion	< LOQ	0.2	0.099
Metalaxyl	< LOQ	0.2	0.099	Methiocarb	< LOQ	0.2	0.099
Methomyl	< LOQ	0.4	0.197	Methyl parathion	< LOQ	0.2	0.099
MGK-264	< LOQ	0.2	0.099	Myclobutanil	< LOQ	0.2	0.099
Naled	< LOQ	0.5	0.247	Oxamyl	< LOQ	1	0.493
Paclobutrazol	< LOQ	0.4	0.197	Permethrins (total)	< LOQ	0.2	0.099
Phosmet	< LOQ	0.2	0.099	Piperonyl butoxide	< LOQ	2	0.493
Prallethrin	< LOQ	0.2	0.099	Propiconazole	< LOQ	0.4	0.197
Propoxur	< LOQ	0.2	0.099	Pyrethrins (total)	< LOQ	1	0.493
Pyridaben	< LOQ	0.2	0.099	Spinosad	< LOQ	0.2	0.099
Spiromesifen	< LOQ	0.2	0.099	Spirotetramat	< LOQ	0.2	0.099
Spiroxamine	< LOQ	0.4	0.197	Tebuconazole	< LOQ	0.4	0.197
Thiacloprid	< LOQ	0.2	0.099	Thiamethoxam	< LOQ	0.2	0.099
Trifloxystrobin	< LOQ	0.2	0.099				

<LOQ - Results below the Limit of Quantitation - Compound not detected


 Breeanna Hamilton For Brian Weigel
 Lab Director

These results relate only to the sample included on this report. The report may not be reproduced except in full, without the written permission of SC Laboratories. Samples tested in accordance with Oregon Administrative Rules, TNI 2009 Standard and SC Laboratories quality assurance plan unless otherwise noted.

Sample Name: **Tropicana Punch RJ (Rogue-852) Duplicate** License: **100096CBB6**
 Tested for: **Willamette Valley Alchemy** Date Sampled: **11/10/20 00:00**
Compliance Extract Date Accepted: **11/10/20**

Laboratory ID: **20K0063-06** Sample Metrc ID: **1A4010300003909000013712**
 Matrix: **Extracts and Concentrates** Batch RFID: **1A4010300003909000013705**
 Lot # **NA** Batch Size: **500.0 (g)**

Pesticide Analysis in ppm

Date Extracted: 11/13/20 Analysis Method: AOAC 2007.01 & EN 15662
 Date Analyzed: 11/14/20 Results above the action levels are highlighted in red #.

Analyte	Result	Action Level	LOQ	Analyte	Result	Action Level	LOQ
Abamectin	< LOQ	0.5	0.247	Acephate	< LOQ	0.4	0.198
Acequinocyl	< LOQ	2	0.988	Acetamiprid	< LOQ	0.2	0.099
Aldicarb	< LOQ	0.4	0.198	Azoxystrobin	< LOQ	0.2	0.099
Bifenazate	< LOQ	0.2	0.099	Bifenthrin	< LOQ	0.2	0.099
Boscalid	< LOQ	0.4	0.198	Carbaryl	< LOQ	0.2	0.099
Carbofuran	< LOQ	0.2	0.099	Chlorantraniliprole	< LOQ	0.2	0.099
Chlorfenapyr	< LOQ	1	0.494	Chlorpyrifos	< LOQ	0.2	0.099
Clofentezine	< LOQ	0.2	0.099	Cyfluthrin	< LOQ	1	0.494
Cypermethrin	< LOQ	1	0.494	Daminozide	< LOQ	1	0.494
DDVP (Dichlorvos)	< LOQ	1	0.494	Diazinon	< LOQ	0.2	0.099
Dimethoate	< LOQ	0.2	0.099	Ethoprophos	< LOQ	0.2	0.099
Etofenprox	< LOQ	0.4	0.198	Etoxazole	< LOQ	0.2	0.099
Fenoxycarb	< LOQ	0.2	0.099	Fenpyroximate	< LOQ	0.4	0.198
Fipronil	< LOQ	0.4	0.198	Fonicamid	< LOQ	1	0.494
Fludioxonil	< LOQ	0.4	0.198	Hexythiazox	< LOQ	1	0.494
Imazalil	< LOQ	0.2	0.099	Imidacloprid	< LOQ	0.4	0.198
Kresoxim-methyl	< LOQ	0.4	0.198	Malathion	< LOQ	0.2	0.099
Metalaxyl	< LOQ	0.2	0.099	Methiocarb	< LOQ	0.2	0.099
Methomyl	< LOQ	0.4	0.198	Methyl parathion	< LOQ	0.2	0.099
MGK-264	< LOQ	0.2	0.099	Myclobutanil	< LOQ	0.2	0.099
Naled	< LOQ	0.5	0.247	Oxamyl	< LOQ	1	0.494
Paclobutrazol	< LOQ	0.4	0.198	Permethrins (total)	< LOQ	0.2	0.099
Phosmet	< LOQ	0.2	0.099	Piperonyl butoxide	< LOQ	2	0.494
Prallethrin	< LOQ	0.2	0.099	Propiconazole	< LOQ	0.4	0.198
Propoxur	< LOQ	0.2	0.099	Pyrethrins (total)	< LOQ	1	0.494
Pyridaben	< LOQ	0.2	0.099	Spinosad	< LOQ	0.2	0.099
Spiromesifen	< LOQ	0.2	0.099	Spirotetramat	< LOQ	0.2	0.099
Spiroxamine	< LOQ	0.4	0.198	Tebuconazole	< LOQ	0.4	0.198
Thiacloprid	< LOQ	0.2	0.099	Thiamethoxam	< LOQ	0.2	0.099
Trifloxystrobin	< LOQ	0.2	0.099				

<LOQ - Results below the Limit of Quantitation - Compound not detected


 Breeanna Hamilton For Brian Weigel
 Lab Director

These results relate only to the sample included on this report. The report may not be reproduced except in full, without the written permission of SC Laboratories. Samples tested in accordance with Oregon Administrative Rules, TNI 2009 Standard and SC Laboratories quality assurance plan unless otherwise noted.

Sample Name: Tropicana Punch RJ (Rogue-852) Primary	License: 100096CBB6
Tested for: Willamette Valley Alchemy Compliance Extract	Date Sampled: 11/10/20 00:00
	Date Accepted: 11/10/20
Laboratory ID: 20K0063-05	Sample Metric ID: 1A4010300003909000013712
Matrix: Extracts and Concentrates	Batch RFID: 1A4010300003909000013705
Lot # NA	Batch Size: 500.0 (g)

Residual Solvents

Solvent	Results in ug/g	Action Level	LOQ	Date Extracted: 11/13/20
1,4-Dioxane	< LOQ	380	199	Date Analyzed: 11/13/20
2-Butanol	< LOQ	5000	2610	Analysis Method: USP 467
2-Ethoxyethanol	< LOQ	160	83.7	
2-Propanol (IPA)	< LOQ	5000	2610	
Acetone	< LOQ	5000	2610	
Acetonitrile	< LOQ	400	214	
Benzene	< LOQ	2	1.05	
Butanes	< LOQ	5000	2610	
Cyclohexane	< LOQ	3880	2030	
Dichloromethane (methylene chloride)	< LOQ	600	314	
Ethyl acetate	< LOQ	5000	2610	
Ethyl ether	< LOQ	5000	2610	
Ethylbenzene	< LOQ	2170	1130	
Ethylene glycol	< LOQ	620	324	
Ethylene oxide	< LOQ	50	26.1	
Heptane	< LOQ	5000	2610	
Hexanes	< LOQ	290	152	
Isopropyl acetate	< LOQ	5000	2610	
Isopropylbenzene (cumene)	< LOQ	70	36.6	
Methanol	< LOQ	3000	1570	
Pentanes	< LOQ	5000	2610	
Propane	< LOQ	5000	2610	
Tetrahydrofuran	< LOQ	720	376	
Toluene	< LOQ	890	465	
Xylenes	< LOQ	2170	1130	

<LOQ - Results below the Limit of Quantitation - Compound not detected
 Results above the Action Level fail state testing requirements and will be highlighted **Red #**.


 Breeanna Hamilton For Brian Weigel
 Lab Director

These results relate only to the sample included on this report. The report may not be reproduced except in full, without the written permission of SC Laboratories. Samples tested in accordance with Oregon Administrative Rules, TNI 2009 Standard and SC Laboratories quality assurance plan unless otherwise noted.

Sample Name: Tropicana Punch RJ (Rogue-852) Duplicate	License: 100096CBB6
Tested for: Willamette Valley Alchemy Compliance Extract	Date Sampled: 11/10/20 00:00 Date Accepted: 11/10/20
Laboratory ID: 20K0063-06	Sample Metric ID: 1A4010300003909000013712
Matrix: Extracts and Concentrates	Batch RFID: 1A4010300003909000013705
Lot # NA	Batch Size: 500.0 (g)

Residual Solvents

Solvent	Results in ug/g	Action Level	LOQ
1,4-Dioxane	< LOQ	380	177
2-Butanol	< LOQ	5000	2330
2-Ethoxyethanol	< LOQ	160	74.7
2-Propanol (IPA)	< LOQ	5000	2330
Acetone	< LOQ	5000	2330
Acetonitrile	< LOQ	400	191
Benzene	< LOQ	2	0.933
Butanes	< LOQ	5000	2330
Cyclohexane	< LOQ	3880	1810
Dichloromethane (methylene chloride)	< LOQ	600	280
Ethyl acetate	< LOQ	5000	2330
Ethyl ether	< LOQ	5000	2330
Ethylbenzene	< LOQ	2170	1010
Ethylene glycol	< LOQ	620	289
Ethylene oxide	< LOQ	50	23.3
Heptane	< LOQ	5000	2330
Hexanes	< LOQ	290	135
Isopropyl acetate	< LOQ	5000	2330
Isopropylbenzene (cumene)	< LOQ	70	32.7
Methanol	< LOQ	3000	1400
Pentanes	< LOQ	5000	2330
Propane	< LOQ	5000	2330
Tetrahydrofuran	< LOQ	720	336
Toluene	< LOQ	890	415
Xylenes	< LOQ	2170	1010

Date Extracted: 11/13/20
 Date Analyzed: 11/13/20
 Analysis Method: USP 467

<LOQ - Results below the Limit of Quantitation - Compound not detected
 Results above the Action Level fail state testing requirements and will be highlighted **Red #**.



Breeanna Hamilton For Brian Weigel
 Lab Director

These results relate only to the sample included on this report. The report may not be reproduced except in full, without the written permission of SC Laboratories. Samples tested in accordance with Oregon Administrative Rules, TNI 2009 Standard and SC Laboratories quality assurance plan unless otherwise noted.

Case Narrative

Residual Solvent - Isopropylbenzene was above normally accepted recovery criteria in the Matrix Spike and Matrix Spike Duplicate due to pinene coelution. Propane was above normally accepted recovery criteria in the Blank Spike and Matrix Spike Duplicate. Isobutane was above normally accepted recovery criteria in the Blank Spike. Analytes were below the reporting limit in all client samples.

Pesticides - Multiple analytes recovered above the upper acceptance limit in the Blank Spike, Matrix Spike, and/or Matrix Spike Duplicate. Analytes were below the reporting limit in all client samples. See QC Report for details.

Bifenthrin recovered below the lower acceptance limit in the Matrix Spike and Matrix Spike Duplicate. The Blank Spike recovered within acceptance limits for this analyte. Additionally, no peaks were identified in the retention time window of this analyte.

Terpenes - Phytol result was above QC criteria in the Method Blank.

Quality Control Potency

Batch: B202394 - Potency/Terpenes

Blank(B202394-BLK1)			Extracted - 11/13/20 9:34 Analyzed - 11/13/20 17:11					
Analyte	Result	Units	Spike Level	Source Result	%REC	%REC Limits	RPD	RPD Limit
d9-THC (d9-Tetrahydrocannabinol)	< LOQ	%						
d8-THC (d8-Tetrahydrocannabinol)	< LOQ	%						
THCA (d9-Tetrahydrocannabinolic Acid)	< LOQ	%						
CBD (Cannabidiol)	< LOQ	%						
CBDA (Cannabidiolic Acid)	< LOQ	%						
CBN (Cannabinol)	< LOQ	%						
CBG (Cannabigerol)	< LOQ	%						
CBGA (Cannabigerolic Acid)	< LOQ	%						
CBDV (Cannabidivarin)	< LOQ	%						
CBDVA (Cannabidivarinic Acid)	< LOQ	%						
CBC (Cannabichromene)	< LOQ	%						
THCV (Tetrahydrocannabivarin)	< LOQ	%						

Duplicate(B202394-DUP1)			Extracted - 11/13/20 9:34 Analyzed - 11/13/20 17:20					
Analyte	Result	Units	Spike Level	Source Result	%REC	%REC Limits	RPD	RPD Limit
d9-THC (d9-Tetrahydrocannabinol)	69.32	%		70.28			1.37	20
d8-THC (d8-Tetrahydrocannabinol)	< LOQ	%		< LOQ				20
THCA (d9-Tetrahydrocannabinolic Acid)	< LOQ	%		< LOQ				20
CBD (Cannabidiol)	0.15	%		0.13			12.4	20


 Breeanna Hamilton For Brian Weigel
 Lab Director

These results relate only to the sample included on this report. The report may not be reproduced except in full, without the written permission of SC Laboratories. Samples tested in accordance with Oregon Administrative Rules, TNI 2009 Standard and SC Laboratories quality assurance plan unless otherwise noted.

Quality Control Potency (Continued)

Batch: B202394 - Potency/Terpenes (Continued)

Duplicate(B202394-DUP1)		Extracted - 11/13/20 9:34 Analyzed - 11/13/20 17:20						
Analyte	Result	Units	Spike Level	Source Result	%REC	%REC Limits	RPD	RPD Limit
CBDA (Cannabidiolic Acid)	0.04	%		0.05			4.24	20
CBN (Cannabinol)	0.08	%		0.08			0.666	20
CBG (Cannabigerol)	4.00	%		4.08			1.93	20
CBGA (Cannabigerolic Acid)	< LOQ	%		< LOQ				20
CBDV (Cannabidivarin)	< LOQ	%		< LOQ				20
CBDVA (Cannabidivarinic Acid)	< LOQ	%		< LOQ				20
CBC (Cannabichromene)	0.91	%		0.93			2.00	20
THCV (Tetrahydrocannabivarin)	0.42	%		0.47			10.2	20

LCS(B202394-BS1)		Extracted - 11/13/20 9:34 Analyzed - 11/13/20 16:44						
Analyte	Result	Units	Spike Level	Source Result	%REC	%REC Limits	RPD	RPD Limit
d9-THC (d9-Tetrahydrocannabinol)	0.22	%	0.200		108	80-120		
CBD (Cannabidiol)	0.21	%	0.200		105	80-120		
CBDA (Cannabidiolic Acid)	0.19	%	0.200		94.6	80-120		
CBN (Cannabinol)	0.20	%	0.200		101	80-120		


 Breeanna Hamilton For Brian Weigel
 Lab Director

These results relate only to the sample included on this report. The report may not be reproduced except in full, without the written permission of SC Laboratories. Samples tested in accordance with Oregon Administrative Rules, TNI 2009 Standard and SC Laboratories quality assurance plan unless otherwise noted.

Quality Control Pesticide Analysis

Batch: B202393 - Pesticide Prep

Blank(B202393-BLK1)		Extracted - 11/13/20 9:34 Analyzed - 11/13/20 18:59						
Analyte	Result	Units	Spike Level	Source Result	%REC	%REC Limits	RPD	RPD Limit
Abamectin	< LOQ	ppm						
Acephate	< LOQ	ppm						
Acequinocyl	< LOQ	ppm						
Acetamiprid	< LOQ	ppm						
Aldicarb	< LOQ	ppm						
Azoxystrobin	< LOQ	ppm						
Bifenazate	< LOQ	ppm						
Bifenthrin	< LOQ	ppm						
Boscalid	< LOQ	ppm						
Carbaryl	< LOQ	ppm						
Carbofuran	< LOQ	ppm						
Chlorantraniliprole	< LOQ	ppm						
Chlorfenapyr	< LOQ	ppm						
Chlorpyrifos	< LOQ	ppm						
Clofentezine	< LOQ	ppm						
Cyfluthrin	< LOQ	ppm						
Cypermethrin	< LOQ	ppm						
Daminozide	< LOQ	ppm						
DDVP (Dichlorvos)	< LOQ	ppm						
Diazinon	< LOQ	ppm						
Dimethoate	< LOQ	ppm						
Ethoprophos	< LOQ	ppm						
Etofenprox	< LOQ	ppm						
Etoxazole	< LOQ	ppm						
Fenoxycarb	< LOQ	ppm						
Fenpyroximate	< LOQ	ppm						
Fipronil	< LOQ	ppm						
Fonicamid	< LOQ	ppm						
Fludioxonil	< LOQ	ppm						
Hexythiazox	< LOQ	ppm						
Imazalil	< LOQ	ppm						
Imidacloprid	< LOQ	ppm						
Kresoxim-methyl	< LOQ	ppm						
Malathion	< LOQ	ppm						
Metalaxyl	< LOQ	ppm						


Breeanna Hamilton For Brian Weigel
Lab Director

These results relate only to the sample included on this report. The report may not be reproduced except in full, without the written permission of SC Laboratories. Samples tested in accordance with Oregon Administrative Rules, TNI 2009 Standard and SC Laboratories quality assurance plan unless otherwise noted.

Quality Control

Pesticide Analysis (Continued)

Batch: B202393 - Pesticide Prep (Continued)

Blank(B202393-BLK1)			Extracted - 11/13/20 9:34 Analyzed - 11/13/20 18:59					
Analyte	Result	Units	Spike Level	Source Result	%REC	%REC Limits	RPD	RPD Limit
Methiocarb	< LOQ	ppm						
Methomyl	< LOQ	ppm						
Methyl parathion	< LOQ	ppm						
MGK-264	< LOQ	ppm						
Myclobutanil	< LOQ	ppm						
Naled	< LOQ	ppm						
Oxamyl	< LOQ	ppm						
Paclbutrazol	< LOQ	ppm						
Permethrins (total)	< LOQ	ppm						
Phosmet	< LOQ	ppm						
Piperonyl butoxide	< LOQ	ppm						
Prallethrin	< LOQ	ppm						
Propiconazole	< LOQ	ppm						
Propoxur	< LOQ	ppm						
Pyrethrins (total)	< LOQ	ppm						
Pyridaben	< LOQ	ppm						
Spinosad	< LOQ	ppm						
Spiromesifen	< LOQ	ppm						
Spirotetramat	< LOQ	ppm						
Spiroxamine	< LOQ	ppm						
Tebuconazole	< LOQ	ppm						
Thiacloprid	< LOQ	ppm						
Thiamethoxam	< LOQ	ppm						
Trifloxystrobin	< LOQ	ppm						

LCS(B202393-BS1)			Extracted - 11/13/20 9:34 Analyzed - 11/13/20 19:15					
Analyte	Result	Units	Spike Level	Source Result	%REC	%REC Limits	RPD	RPD Limit
Abamectin	1.31	ppm	0.980		134	15-180		
Acephate	1.11	ppm	1.00		111	51-141		
Acequinocyl	1.53	ppm	1.00		153	16.9-111		
Acetamiprid	1.20	ppm	1.00		120	50-150		
Aldicarb	1.18	ppm	1.00		118	49-146		
Azoxystrobin	1.05	ppm	1.00		105	52-136		
Bifenazate	1.15	ppm	1.00		115	41-133		
Bifenthrin	1.14	ppm	1.00		114	22-130		


Breeanna Hamilton For Brian Weigel
Lab Director

These results relate only to the sample included on this report. The report may not be reproduced except in full, without the written permission of SC Laboratories. Samples tested in accordance with Oregon Administrative Rules, TNI 2009 Standard and SC Laboratories quality assurance plan unless otherwise noted.

Quality Control

Pesticide Analysis (Continued)

Batch: B202393 - Pesticide Prep (Continued)

LCS(B202393-BS1)		Extracted - 11/13/20 9:34 Analyzed - 11/13/20 19:15						
Analyte	Result	Units	Spike Level	Source Result	%REC	%REC Limits	RPD	RPD Limit
Boscalid	1.45	ppm	1.00		145	29-144		
Carbaryl	1.10	ppm	1.00		110	61-127		
Carbofuran	1.06	ppm	1.00		106	62-136		
Chlorantraniliprole	1.25	ppm	1.00		125	41-150		
Chlorfenapyr	1.22	ppm	1.00		122	40-160		
Chlorpyrifos	1.01	ppm	1.00		101	29-124		
Clofentezine	1.25	ppm	1.00		125	40-127		
Cyfluthrin	1.41	ppm	1.00		141	55-165		
Cypermethrin	1.46	ppm	1.00		146	21-144		
Daminozide	1.86	ppm	1.00		186	15-145		
DDVP (Dichlorvos)	1.09	ppm	1.00		109	55-150		
Diazinon	1.07	ppm	1.00		107	43-127		
Dimethoate	1.11	ppm	1.00		111	62-136		
Ethoprophos	1.05	ppm	1.00		105	45-142		
Etofenprox	1.15	ppm	1.00		115	24-113		
Etoxazole	1.08	ppm	1.00		108	34-121		
Fenoxycarb	1.29	ppm	1.00		129	22-150		
Fenpyroximate	1.56	ppm	1.00		156	34-144		
Fipronil	1.41	ppm	1.00		141	25-149		
Flonicamid	1.34	ppm	1.00		134	53-144		
Fludioxonil	0.93	ppm	1.00		93.5	29-132		
Hexythiazox	1.43	ppm	1.00		143	22-111		
Imazalil	1.01	ppm	1.00		101	48-125		
Imidacloprid	1.36	ppm	1.00		136	41-150		
Kresoxim-methyl	1.12	ppm	1.00		112	43-140		
Malathion	0.97	ppm	1.00		97.5	25-148		
Metalaxyl	1.09	ppm	1.00		109	50-136		
Methiocarb	1.07	ppm	1.00		107	56-132		
Methomyl	1.13	ppm	1.00		113	40-150		
Methyl parathion	0.99	ppm	1.00		99.0	35-160		
MGK-264	0.87	ppm	0.590		148	32-134		
Myclobutanil	1.56	ppm	1.00		156	43-141		
Naled	1.15	ppm	1.00		115	15-136		
Oxamyl	1.08	ppm	1.00		108	56-133		
Paclobutrazol	1.48	ppm	1.00		148	34-143		


Breeanna Hamilton For Brian Weigel
Lab Director

These results relate only to the sample included on this report. The report may not be reproduced except in full, without the written permission of SC Laboratories. Samples tested in accordance with Oregon Administrative Rules, TNI 2009 Standard and SC Laboratories quality assurance plan unless otherwise noted.

Quality Control Pesticide Analysis (Continued)

Batch: B202393 - Pesticide Prep (Continued)

LCS(B202393-BS1)		Extracted - 11/13/20 9:34 Analyzed - 11/13/20 19:15						
Analyte	Result	Units	Spike Level	Source Result	%REC	%REC Limits	RPD	RPD Limit
Permethrins (total)	1.41	ppm	1.00		141	31-113		
Phosmet	1.19	ppm	1.00		119	53-124		
Piperonyl butoxide	1.10	ppm	1.00		110	39-128		
Prallethrin	1.42	ppm	1.00		142	43-140		
Propiconazole	1.73	ppm	1.00		173	47-124		
Propoxur	1.05	ppm	1.00		105	63-135		
Pyrethrins (total)	0.85	ppm	0.580		146	19-144		
Pyridaben	1.26	ppm	1.00		126	31-122		
Spinosad	0.81	ppm	0.710		114	24-147		
Spiromesifen	0.99	ppm	1.00		99.0	49-133		
Spirotetramat	1.15	ppm	1.00		115	29-150		
Spiroxamine	1.22	ppm	1.00		122	15-122		
Tebuconazole	1.75	ppm	1.00		175	40-133		
Thiacloprid	1.21	ppm	1.00		121	60-143		
Thiamethoxam	1.20	ppm	1.00		120	42-146		
Trifloxystrobin	1.11	ppm	1.00		111	41-148		

Matrix Spike(B202393-MS1)		Extracted - 11/13/20 9:34 Analyzed - 11/13/20 19:31						
Analyte	Result	Units	Spike Level	Source Result	%REC	%REC Limits	RPD	RPD Limit
Abamectin	1.59	ppm	0.972	< LOQ	164	55-190		
Acephate	1.00	ppm	0.992	< LOQ	101	48-131		
Acequinocyl	0.74	ppm	0.992	< LOQ	74.1	15-119		
Acetamiprid	1.14	ppm	0.992	< LOQ	115	50-145		
Aldicarb	1.13	ppm	0.992	< LOQ	114	53-133		
Azoxystrobin	1.01	ppm	0.992	< LOQ	102	35-147		
Bifenazate	1.15	ppm	0.992	< LOQ	116	43-143		
Bifenthrin	0.10	ppm	0.992	< LOQ	9.76	16-107		
Boscalid	1.40	ppm	0.992	< LOQ	141	42-140		
Carbaryl	1.04	ppm	0.992	< LOQ	105	71-113		
Carbofuran	1.01	ppm	0.992	< LOQ	102	73-118		
Chlorantraniliprole	1.32	ppm	0.992	< LOQ	133	45-136		
Chlorfenapyr	0.55	ppm	0.992	< LOQ	55.3	40-190		
Chlorpyrifos	0.61	ppm	0.992	< LOQ	61.0	24-125		
Clofentezine	0.74	ppm	0.992	< LOQ	74.9	38-118		
Cyfluthrin	0.99	ppm	0.992	< LOQ	99.3	35-170		


 Breeanna Hamilton For Brian Weigel
 Lab Director

These results relate only to the sample included on this report. The report may not be reproduced except in full, without the written permission of SC Laboratories. Samples tested in accordance with Oregon Administrative Rules, TNI 2009 Standard and SC Laboratories quality assurance plan unless otherwise noted.

Quality Control Pesticide Analysis (Continued)

Batch: B202393 - Pesticide Prep (Continued)

Matrix Spike(B202393-MS1)			Extracted - 11/13/20 9:34 Analyzed - 11/13/20 19:31					
Analyte	Result	Units	Spike Level	Source Result	%REC	%REC Limits	RPD	RPD Limit
Cypermethrin	1.23	ppm	0.992	< LOQ	124	38-150		
Daminozide	2.18	ppm	0.992	< LOQ	220	16-160		
DDVP (Dichlorvos)	1.04	ppm	0.992	< LOQ	105	64-124		
Diazinon	0.98	ppm	0.992	< LOQ	99.0	50-123		
Dimethoate	0.98	ppm	0.992	< LOQ	99.3	69-116		
Ethoprophos	0.95	ppm	0.992	< LOQ	95.9	39-146		
Etofenprox	0.44	ppm	0.992	< LOQ	44.0	31-117		
Etoxazole	0.89	ppm	0.992	< LOQ	90.1	35-136		
Fenoxycarb	1.37	ppm	0.992	< LOQ	138	23-150		
Fenpyroximate	1.72	ppm	0.992	< LOQ	173	30-143		
Fipronil	1.16	ppm	0.992	< LOQ	117	15-150		
Flonicamid	0.99	ppm	0.992	< LOQ	100	50-131		
Fludioxonil	1.00	ppm	0.992	< LOQ	100	44-150		
Hexythiazox	0.88	ppm	0.992	< LOQ	89.1	34-144		
Imazalil	1.02	ppm	0.992	< LOQ	102	54-124		
Imidacloprid	1.34	ppm	0.992	< LOQ	135	39-150		
Kresoxim-methyl	0.98	ppm	0.992	< LOQ	98.3	46-134		
Malathion	0.97	ppm	0.992	< LOQ	97.6	26-148		
Metalaxyl	1.05	ppm	0.992	< LOQ	106	60-127		
Methiocarb	1.04	ppm	0.992	< LOQ	105	50-131		
Methomyl	0.98	ppm	0.992	< LOQ	98.4	47-135		
Methyl parathion	0.89	ppm	0.992	< LOQ	89.2	33.5-156		
MGK-264	0.54	ppm	0.585	< LOQ	92.4	20-130		
Myclobutanil	1.46	ppm	0.992	< LOQ	147	43-134		
Naled	1.04	ppm	0.992	< LOQ	104	38-140		
Oxamyl	1.00	ppm	0.992	< LOQ	101	48-127		
Paclobutrazol	1.34	ppm	0.992	< LOQ	135	30-136		
Permethrins (total)	0.94	ppm	0.992	< LOQ	94.7	20-120		
Phosmet	1.25	ppm	0.992	< LOQ	126	51-134		
Piperonyl butoxide	0.77	ppm	0.992	< LOQ	77.2	36-134		
Prallethrin	1.33	ppm	0.992	< LOQ	134	23-149		
Propiconazole	1.55	ppm	0.992	< LOQ	157	45-133		
Propoxur	1.01	ppm	0.992	< LOQ	102	59-130		
Pyrethrins (total)	0.77	ppm	0.575	< LOQ	135	15-146		
Pyridaben	0.52	ppm	0.992	< LOQ	51.9	15-150		


 Breeanna Hamilton For Brian Weigel
 Lab Director

These results relate only to the sample included on this report. The report may not be reproduced except in full, without the written permission of SC Laboratories. Samples tested in accordance with Oregon Administrative Rules, TNI 2009 Standard and SC Laboratories quality assurance plan unless otherwise noted.

Quality Control Pesticide Analysis (Continued)

Batch: B202393 - Pesticide Prep (Continued)

Matrix Spike(B202393-MS1)			Extracted - 11/13/20 9:34 Analyzed - 11/13/20 19:31					
Analyte	Result	Units	Spike Level	Source Result	%REC	%REC Limits	RPD	RPD Limit
Spinosad	0.85	ppm	0.704	< LOQ	121	23-150		
Spiromesifen	0.82	ppm	0.992	< LOQ	82.5	27-127		
Spirotetramat	1.60	ppm	0.992	< LOQ	162	33-150		
Spiroxamine	1.24	ppm	0.992	< LOQ	125	54-134		
Tebuconazole	1.36	ppm	0.992	< LOQ	137	22-126		
Thiacloprid	1.12	ppm	0.992	< LOQ	113	53-138		
Thiamethoxam	1.10	ppm	0.992	< LOQ	110	40-134		
Trifloxystrobin	1.04	ppm	0.992	< LOQ	105	25-140		

Matrix Spike Dup(B202393-MSD1)			Extracted - 11/13/20 9:34 Analyzed - 11/13/20					
Analyte	Result	Units	Spike Level	Source Result	%REC	%REC Limits	RPD	RPD Limit
Abamectin	1.61	ppm	0.979	< LOQ	165	55-190	0.664	40
Acephate	1.06	ppm	0.999	< LOQ	106	48-131	4.69	26
Acequinocyl	0.64	ppm	0.999	< LOQ	64.4	15-119	14.0	50
Acetamiprid	1.14	ppm	0.999	< LOQ	114	50-145	0.767	30
Aldicarb	1.04	ppm	0.999	< LOQ	104	53-133	8.78	30
Azoxystrobin	1.05	ppm	0.999	< LOQ	106	35-147	3.80	29
Bifenazate	1.22	ppm	0.999	< LOQ	122	43-143	5.27	30
Bifenthrin	0.11	ppm	0.999	< LOQ	10.9	16-107	11.0	29
Boscalid	1.40	ppm	0.999	< LOQ	141	42-140	0.547	30
Carbaryl	1.11	ppm	0.999	< LOQ	111	71-113	5.23	20
Carbofuran	1.09	ppm	0.999	< LOQ	109	73-118	6.88	20
Chlorantraniliprole	1.37	ppm	0.999	< LOQ	138	45-136	3.56	30
Chlorfenapyr	0.68	ppm	0.999	< LOQ	68.5	40-190	21.4	50
Chlorpyrifos	0.52	ppm	0.999	< LOQ	52.5	24-125	15.0	29
Clofentezine	0.74	ppm	0.999	< LOQ	73.9	38-118	1.34	26
Cyfluthrin	0.98	ppm	0.999	< LOQ	98.0	35-170	1.33	50
Cypermethrin	1.25	ppm	0.999	< LOQ	125	38-150	0.652	30
Daminozide	2.32	ppm	0.999	< LOQ	232	16-160	5.39	26
DDVP (Dichlorvos)	1.06	ppm	0.999	< LOQ	106	64-124	1.09	27
Diazinon	1.05	ppm	0.999	< LOQ	105	50-123	6.27	20
Dimethoate	1.03	ppm	0.999	< LOQ	103	69-116	3.81	20
Ethoprophos	1.01	ppm	0.999	< LOQ	101	39-146	5.51	30
Etofenprox	0.46	ppm	0.999	< LOQ	45.8	31-117	4.01	27
Etoxazole	0.93	ppm	0.999	< LOQ	92.9	35-136	3.11	30


Breeanna Hamilton For Brian Weigel
Lab Director

These results relate only to the sample included on this report. The report may not be reproduced except in full, without the written permission of SC Laboratories. Samples tested in accordance with Oregon Administrative Rules, TNI 2009 Standard and SC Laboratories quality assurance plan unless otherwise noted.

Quality Control Pesticide Analysis (Continued)

Batch: B202393 - Pesticide Prep (Continued)

Matrix Spike Dup(B202393-MSD1)			Extracted - 11/13/20 9:34 Analyzed - 11/13/20					
Analyte	Result	Units	Spike Level	Source Result	%REC	%REC Limits	RPD	RPD Limit
Fenoxycarb	1.41	ppm	0.999	< LOQ	141	23-150	2.42	40
Fenpyroximate	1.78	ppm	0.999	< LOQ	178	30-143	2.67	26
Fipronil	1.20	ppm	0.999	< LOQ	121	15-150	3.07	30
Flonicamid	1.03	ppm	0.999	< LOQ	103	50-131	2.73	26
Fludioxonil	1.07	ppm	0.999	< LOQ	107	44-150	6.31	30
Hexythiazox	0.91	ppm	0.999	< LOQ	91.3	34-144	2.48	28
Imazalil	1.05	ppm	0.999	< LOQ	105	54-124	2.57	24
Imidacloprid	1.34	ppm	0.999	< LOQ	134	39-150	1.17	30
Kresoxim-methyl	0.95	ppm	0.999	< LOQ	95.2	46-134	3.26	20
Malathion	1.02	ppm	0.999	< LOQ	102	26-148	4.37	50
Metalaxyl	1.11	ppm	0.999	< LOQ	111	60-127	4.69	30
Methiocarb	1.11	ppm	0.999	< LOQ	111	50-131	5.56	30
Methomyl	1.01	ppm	0.999	< LOQ	101	47-135	2.42	20
Methyl parathion	0.85	ppm	0.999	< LOQ	85.3	33.5-156	4.45	50
MGK-264	0.57	ppm	0.590	< LOQ	96.3	20-130	4.12	30
Myclobutanil	1.53	ppm	0.999	< LOQ	153	43-134	3.87	30
Naled	1.15	ppm	0.999	< LOQ	115	38-140	9.49	30
Oxamyl	1.02	ppm	0.999	< LOQ	102	48-127	1.19	28
Paclobutrazol	1.38	ppm	0.999	< LOQ	138	30-136	2.08	30
Permethrins (total)	0.94	ppm	0.999	< LOQ	93.6	20-120	1.12	28
Phosmet	1.28	ppm	0.999	< LOQ	128	51-134	1.90	30
Piperonyl butoxide	0.78	ppm	0.999	< LOQ	78.4	36-134	1.58	30
Prallethrin	1.30	ppm	0.999	< LOQ	130	23-149	2.38	30
Propiconazole	1.53	ppm	0.999	< LOQ	154	45-133	1.91	30
Propoxur	1.06	ppm	0.999	< LOQ	106	59-130	3.97	29
Pyrethrins (total)	0.80	ppm	0.580	< LOQ	139	15-146	2.88	28
Pyridaben	0.54	ppm	0.999	< LOQ	54.3	15-150	4.34	29
Spinosad	0.83	ppm	0.709	< LOQ	117	23-150	3.61	30
Spiromesifen	0.84	ppm	0.999	< LOQ	84.4	27-127	2.24	28
Spirotetramat	1.68	ppm	0.999	< LOQ	168	33-150	3.86	30
Spiroxamine	1.29	ppm	0.999	< LOQ	129	54-134	3.07	30
Tebuconazole	1.31	ppm	0.999	< LOQ	131	22-126	4.08	21
Thiacloprid	1.12	ppm	0.999	< LOQ	112	53-138	0.713	30
Thiamethoxam	1.13	ppm	0.999	< LOQ	113	40-134	2.11	28
Trifloxystrobin	1.10	ppm	0.999	< LOQ	110	25-140	4.92	30


 Breeanna Hamilton For Brian Weigel
 Lab Director

These results relate only to the sample included on this report. The report may not be reproduced except in full, without the written permission of SC Laboratories. Samples tested in accordance with Oregon Administrative Rules, TNI 2009 Standard and SC Laboratories quality assurance plan unless otherwise noted.

Quality Control Solvent Analysis

Batch: B202392 - Residual Solvent Prep

Blank(B202392-BLK1)			Extracted - 11/13/20 9:33 Analyzed - 11/13/20 16:58					
Analyte	Result	Units	Spike Level	Source Result	%REC	%REC Limits	RPD	RPD Limit
1,4-Dioxane	< LOQ	ug/g						
2-Butanol	< LOQ	ug/g						
2-Ethoxyethanol	< LOQ	ug/g						
2-Propanol (IPA)	< LOQ	ug/g						
Acetone	< LOQ	ug/g						
Acetonitrile	< LOQ	ug/g						
Benzene	< LOQ	ug/g						
Butanes	< LOQ	ug/g						
Cyclohexane	< LOQ	ug/g						
Dichloromethane (methylene chloride)	< LOQ	ug/g						
Ethyl acetate	< LOQ	ug/g						
Ethyl ether	< LOQ	ug/g						
Ethylbenzene	< LOQ	ug/g						
Ethylene glycol	< LOQ	ug/g						
Ethylene oxide	< LOQ	ug/g						
Heptane	< LOQ	ug/g						
Hexanes	< LOQ	ug/g						
Isopropyl acetate	< LOQ	ug/g						
Isopropylbenzene (cumene)	< LOQ	ug/g						
Methanol	< LOQ	ug/g						
Pentanes	< LOQ	ug/g						
Propane	< LOQ	ug/g						
Tetrahydrofuran	< LOQ	ug/g						
Toluene	< LOQ	ug/g						
Xylenes	< LOQ	ug/g						

LCS(B202392-BS1)			Extracted - 11/13/20 9:33 Analyzed - 11/13/20 15:54					
Analyte	Result	Units	Spike Level	Source Result	%REC	%REC Limits	RPD	RPD Limit
1,4-Dioxane	601	ug/g	570		105	70-130		
2,2-Dimethylbutane	524	ug/g	435		120	70-130		
2,2-Dimethylpropane (neopentane)	4160	ug/g	3120		133	60-140		
2-Butanol	3730	ug/g	3500		107	70-130		
2-Ethoxyethanol	239	ug/g	240		99.5	60-140		
2-Methylbutane (isopentane)	4340	ug/g	3500		124	70-130		
2-Methylpentane/2,3-Dimethylbutane	991	ug/g	870		114	70-130		


Breeanna Hamilton For Brian Weigel
Lab Director

These results relate only to the sample included on this report. The report may not be reproduced except in full, without the written permission of SC Laboratories. Samples tested in accordance with Oregon Administrative Rules, TNI 2009 Standard and SC Laboratories quality assurance plan unless otherwise noted.

Quality Control Solvent Analysis (Continued)

Batch: B202392 - Residual Solvent Prep (Continued)

LCS(B202392-BS1)		Extracted - 11/13/20 9:33 Analyzed - 11/13/20 15:54						
Analyte	Result	Units	Spike Level	Source Result	%REC	%REC Limits	RPD	RPD Limit
2-Methylpropane (isobutane)	4410	ug/g	3120		141	60-140		
2-Propanol (IPA)	3920	ug/g	3500		112	70-130		
3-Methylpentane	485	ug/g	435		111	70-130		
Acetone	4120	ug/g	3500		118	70-130		
Acetonitrile	666	ug/g	615		108	70-130		
Benzene	2.71	ug/g	3.00		90.4	70-130		
Cyclohexane	6670	ug/g	5820		115	70-130		
Dichloromethane (methylene chloride)	949	ug/g	900		105	70-130		
Ethyl acetate	3930	ug/g	3500		112	70-130		
Ethyl ether	4220	ug/g	3500		120	70-130		
Ethylbenzene	3220	ug/g	3250		99.0	70-130		
Ethylene glycol	700	ug/g	930		75.2	60-140		
Ethylene oxide	449	ug/g	375		120	60-140		
Heptane	3920	ug/g	3500		112	70-130		
Isopropyl acetate	3970	ug/g	3500		113	70-130		
Isopropylbenzene (cumene)	105	ug/g	105		99.7	70-130		
m,p-Xylene	6580	ug/g	6510		101	60-140		
Methanol	2920	ug/g	2500		117	70-130		
n-Butane	4070	ug/g	3120		130	60-140		
n-Hexane	492	ug/g	435		113	70-130		
n-Pentane	4350	ug/g	3500		124	70-130		
Propane	1820	ug/g	1250		145	60-140		
Tetrahydrofuran	1250	ug/g	1080		116	70-130		
Toluene	1300	ug/g	1340		97.2	70-130		
o-Xylene	3170	ug/g	3250		97.4	70-130		

Matrix Spike(B202392-MS1)		Extracted - 11/13/20 9:33 Analyzed - 11/13/20 16:15						
Analyte	Result	Units	Spike Level	Source Result	%REC	%REC Limits	RPD	RPD Limit
1,4-Dioxane	547	ug/g	541	< LOQ	101	70-130		
2,2-Dimethylbutane	483	ug/g	413	< LOQ	117	70-130		
2,2-Dimethylpropane (neopentane)	3780	ug/g	2970	< LOQ	128	60-140		
2-Butanol	3350	ug/g	3320	< LOQ	101	70-130		
2-Ethoxyethanol	214	ug/g	228	< LOQ	94.0	60-140		
2-Methylbutane (isopentane)	3920	ug/g	3320	< LOQ	118	70-130		
2-Methylpentane/2,3-Dimethylbutane	894	ug/g	826	< LOQ	108	70-130		


 Breeanna Hamilton For Brian Weigel
 Lab Director

These results relate only to the sample included on this report. The report may not be reproduced except in full, without the written permission of SC Laboratories. Samples tested in accordance with Oregon Administrative Rules, TNI 2009 Standard and SC Laboratories quality assurance plan unless otherwise noted.

Quality Control Solvent Analysis (Continued)

Batch: B202392 - Residual Solvent Prep (Continued)

Matrix Spike(B202392-MS1)			Extracted - 11/13/20 9:33 Analyzed - 11/13/20 16:15					
Analyte	Result	Units	Spike Level	Source Result	%REC	%REC Limits	RPD	RPD Limit
2-Methylpropane (isobutane)	3950	ug/g	2970	< LOQ	133	60-140		
2-Propanol (IPA)	3430	ug/g	3320	< LOQ	103	70-130		
3-Methylpentane	451	ug/g	413	< LOQ	109	70-130		
Acetone	3600	ug/g	3320	< LOQ	108	70-130		
Acetonitrile	588	ug/g	584	< LOQ	101	70-130		
Benzene	2.44	ug/g	2.85	< LOQ	85.7	70-130		
Cyclohexane	6350	ug/g	5530	< LOQ	115	70-130		
Dichloromethane (methylene chloride)	861	ug/g	854	< LOQ	101	70-130		
Ethyl acetate	3510	ug/g	3320	< LOQ	106	70-130		
Ethyl ether	3840	ug/g	3320	< LOQ	116	70-130		
Ethylbenzene	3060	ug/g	3080	< LOQ	99.2	70-130		
Ethylene glycol	695	ug/g	883	< LOQ	78.8	60-140		
Ethylene oxide	390	ug/g	356	< LOQ	110	60-140		
Heptane	3660	ug/g	3320	< LOQ	110	70-130		
Isopropyl acetate	3550	ug/g	3320	< LOQ	107	70-130		
Isopropylbenzene (cumene)	227	ug/g	99.6	< LOQ	227	70-130		
m,p-Xylene	6290	ug/g	6180	< LOQ	102	60-140		
Methanol	2540	ug/g	2370	< LOQ	107	70-130		
n-Butane	3680	ug/g	2970	< LOQ	124	60-140		
n-Hexane	465	ug/g	413	5.48	111	70-130		
n-Pentane	3940	ug/g	3320	< LOQ	119	70-130		
Propane	1600	ug/g	1190	< LOQ	135	60-140		
Tetrahydrofuran	1110	ug/g	1020	< LOQ	108	70-130		
Toluene	1250	ug/g	1270	< LOQ	98.4	70-130		
o-Xylene	3020	ug/g	3080	< LOQ	97.8	70-130		

Matrix Spike Dup(B202392-MSD1)			Extracted - 11/13/20 9:33 Analyzed - 11/13/20					
Analyte	Result	Units	Spike Level	Source Result	%REC	%REC Limits	RPD	RPD Limit
1,4-Dioxane	516	ug/g	516	< LOQ	99.8	70-130	5.86	30
2,2-Dimethylbutane	464	ug/g	394	< LOQ	118	70-130	3.94	30
2,2-Dimethylpropane (neopentane)	3690	ug/g	2830	< LOQ	130	60-140	2.58	30
2-Butanol	3210	ug/g	3170	< LOQ	101	70-130	4.11	30
2-Ethoxyethanol	205	ug/g	217	< LOQ	94.1	60-140	4.51	30
2-Methylbutane (isopentane)	3870	ug/g	3170	< LOQ	122	70-130	1.19	30
2-Methylpentane/2,3-Dimethylbutane	868	ug/g	788	< LOQ	110	70-130	2.96	30


 Breeanna Hamilton For Brian Weigel
 Lab Director

These results relate only to the sample included on this report. The report may not be reproduced except in full, without the written permission of SC Laboratories. Samples tested in accordance with Oregon Administrative Rules, TNI 2009 Standard and SC Laboratories quality assurance plan unless otherwise noted.

Quality Control Solvent Analysis (Continued)

Batch: B202392 - Residual Solvent Prep (Continued)

Matrix Spike Dup(B202392-MSD1)			Extracted - 11/13/20 9:33 Analyzed - 11/13/20					
Analyte	Result	Units	Spike Level	Source Result	%REC	%REC Limits	RPD	RPD Limit
2-Methylpropane (isobutane)	3960	ug/g	2830	< LOQ	140	60-140	0.210	30
2-Propanol (IPA)	3360	ug/g	3170	< LOQ	106	70-130	2.09	30
3-Methylpentane	431	ug/g	394	< LOQ	109	70-130	4.46	30
Acetone	3530	ug/g	3170	< LOQ	111	70-130	1.77	30
Acetonitrile	567	ug/g	557	< LOQ	102	70-130	3.68	30
Benzene	2.48	ug/g	2.72	< LOQ	91.1	70-130	1.39	30
Cyclohexane	6040	ug/g	5280	< LOQ	114	70-130	4.98	30
Dichloromethane (methylene chloride)	835	ug/g	815	< LOQ	102	70-130	3.04	30
Ethyl acetate	3390	ug/g	3170	< LOQ	107	70-130	3.36	30
Ethyl ether	3710	ug/g	3170	< LOQ	117	70-130	3.50	30
Ethylbenzene	2920	ug/g	2940	< LOQ	99.2	70-130	4.65	30
Ethylene glycol	668	ug/g	843	< LOQ	79.3	60-140	4.01	30
Ethylene oxide	383	ug/g	340	< LOQ	113	60-140	1.82	30
Heptane	3510	ug/g	3170	< LOQ	111	70-130	4.41	30
Isopropyl acetate	3410	ug/g	3170	< LOQ	108	70-130	4.09	30
Isopropylbenzene (cumene)	216	ug/g	95.1	< LOQ	228	70-130	4.56	30
m,p-Xylene	5960	ug/g	5900	< LOQ	101	60-140	5.41	30
Methanol	2510	ug/g	2270	< LOQ	111	70-130	1.40	30
n-Butane	3640	ug/g	2830	< LOQ	129	60-140	1.10	30
n-Hexane	446	ug/g	394	5.48	112	70-130	4.36	30
n-Pentane	3860	ug/g	3170	< LOQ	122	70-130	2.03	30
Propane	1600	ug/g	1130	< LOQ	142	60-140	0.210	30
Tetrahydrofuran	1060	ug/g	978	< LOQ	109	70-130	4.03	30
Toluene	1170	ug/g	1210	< LOQ	96.7	70-130	6.41	30
o-Xylene	2910	ug/g	2940	< LOQ	98.9	70-130	3.59	30


 Breeanna Hamilton For Brian Weigel
 Lab Director

These results relate only to the sample included on this report. The report may not be reproduced except in full, without the written permission of SC Laboratories. Samples tested in accordance with Oregon Administrative Rules, TNI 2009 Standard and SC Laboratories quality assurance plan unless otherwise noted.

Quality Control Terpene Analysis

Batch: B202395 - Potency/Terpenes

Blank(B202395-BLK1)			Extracted - 11/13/20 9:34 Analyzed - 11/13/20 20:33					
Analyte	Result	Units	Spike Level	Source Result	%REC	%REC Limits	RPD	RPD Limit
alpha Pinene	< LOQ	%						
beta Myrcene	< LOQ	%						
alpha Phellandrene	< LOQ	%						
3-Carene	< LOQ	%						
alpha Terpinene	< LOQ	%						
Limonene	< LOQ	%						
Terpinolene	< LOQ	%						
Linalool	< LOQ	%						
Fenchol	< LOQ	%						
Borneol	< LOQ	%						
Terpineol	< LOQ	%						
Geraniol	< LOQ	%						
alpha Humulene	< LOQ	%						
beta Caryophyllene	< LOQ	%						
(-)-Caryophyllene Oxide	< LOQ	%						
(-)-alpha Bisabolol	< LOQ	%						
Camphene	< LOQ	%						
beta Pinene	< LOQ	%						
Ocimene	< LOQ	%						
Sabinene	< LOQ	%						
Camphor	< LOQ	%						
Isoborneol	< LOQ	%						
Menthol	< LOQ	%						
alpha Cedrene	< LOQ	%						
Nerolidol	< LOQ	%						
(+)-Pulegone	< LOQ	%						
Eucalyptol	< LOQ	%						
p-Cymene	< LOQ	%						
(-)-Isopulegol	< LOQ	%						
Geranyl Acetate	< LOQ	%						
Guaiol	< LOQ	%						
Valencene	< LOQ	%						
Phytol	0.187	%						
Citronellol	< LOQ	%						
gamma Terpinene	< LOQ	%						


Breeanna Hamilton For Brian Weigel
Lab Director

These results relate only to the sample included on this report. The report may not be reproduced except in full, without the written permission of SC Laboratories. Samples tested in accordance with Oregon Administrative Rules, TNI 2009 Standard and SC Laboratories quality assurance plan unless otherwise noted.

Quality Control

Terpene Analysis (Continued)

Batch: B202395 - Potency/Terpenes (Continued)

Duplicate(B202395-DUP1)		Extracted - 11/13/20 9:34 Analyzed - 11/13/20 20:50						
Analyte	Result	Units	Spike Level	Source Result	%REC	%REC Limits	RPD	RPD Limit
alpha Ocimene	< LOQ	%		< LOQ				30
beta Ocimene	0.219	%		0.213			2.95	30
cis-Nerolidol	< LOQ	%		< LOQ				30
Phytol 1	< LOQ	%		< LOQ				30
Phytol 2	< LOQ	%		< LOQ				30
trans-Nerolidol	< LOQ	%		< LOQ				30
alpha Pinene	0.230	%		0.224			2.33	30
beta Myrcene	2.276	%		2.228			2.10	30
alpha Phellandrene	< LOQ	%		< LOQ				30
3-Carene	< LOQ	%		< LOQ				30
alpha Terpinene	< LOQ	%		< LOQ				30
Limonene	1.212	%		1.191			1.71	30
Terpinolene	< LOQ	%		< LOQ				30
Linalool	0.382	%		0.377			1.40	30
Fenchol	< LOQ	%		< LOQ				30
Borneol	< LOQ	%		< LOQ				30
Terpineol	0.135	%		0.127			5.79	30
Geraniol	< LOQ	%		< LOQ				30
alpha Humulene	0.542	%		0.548			1.12	30
beta Caryophyllene	1.768	%		1.639			7.57	30
(-)-Caryophyllene Oxide	< LOQ	%		< LOQ				30
(-)-alpha Bisabolol	0.406	%		0.414			1.92	30
Camphene	< LOQ	%		< LOQ				30
beta Pinene	0.138	%		0.138			0.324	30
Ocimene	0.219	%		0.213			2.95	30
Sabinene	< LOQ	%		< LOQ				30
Camphor	< LOQ	%		< LOQ				30
Isoborneol	< LOQ	%		< LOQ				30
Menthol	< LOQ	%		< LOQ				30
alpha Cedrene	< LOQ	%		< LOQ				30
Nerolidol	< LOQ	%		< LOQ				30
(+)-Pulegone	< LOQ	%		< LOQ				30
Eucalyptol	< LOQ	%		< LOQ				30
p-Cymene	< LOQ	%		< LOQ				30
(-)-Isopulegol	< LOQ	%		< LOQ				30


Breeanna Hamilton For Brian Weigel
Lab Director

These results relate only to the sample included on this report. The report may not be reproduced except in full, without the written permission of SC Laboratories. Samples tested in accordance with Oregon Administrative Rules, TNI 2009 Standard and SC Laboratories quality assurance plan unless otherwise noted.


Quality Control Terpene Analysis (Continued)

Batch: B202395 - Potency/Terpenes (Continued)

Duplicate(B202395-DUP1)		Extracted - 11/13/20 9:34 Analyzed - 11/13/20 20:50						
Analyte	Result	Units	Spike Level	Source Result	%REC	%REC Limits	RPD	RPD Limit
Geranyl Acetate	< LOQ	%		< LOQ				30
Guaiol	0.269	%		0.250			7.06	30
Valencene	< LOQ	%		< LOQ				30
Phytol	< LOQ	%		< LOQ				30
Citronellol	< LOQ	%		< LOQ				30
gamma Terpinene	< LOQ	%		< LOQ				30


 Breeanna Hamilton For Brian Weigel
 Lab Director

These results relate only to the sample included on this report. The report may not be reproduced except in full, without the written permission of SC Laboratories. Samples tested in accordance with Oregon Administrative Rules, TNI 2009 Standard and SC Laboratories quality assurance plan unless otherwise noted.



**OREGON LIQUOR CONTROL COMMISSION
CANNABIS TRANSPORTATION MANIFEST**




20K0063

20K0067

All sales transactions are to be completed prior to transportation of any CANNABIS. The receiving entity may reject product delivered, but amount delivered must be limited to amount agreed upon in prior sales transaction.

Manifest No.	0002803805	Date Created	11/10/2020 12:17 PM
Originating Entity	Willamette Valley Alchemy	For OLCC Use Only	
Originating License Number	030-1000096CBB6		
Address of Originating Entity	870 W. 2nd Ave Unit: D Eugene, OR 97402 County: Lane		
Phone No. of Originating Entity	541255.9170		
Contact Phone No. for Inquiries: 8018824601			
1. Destination	SC Laboratories	Destination Phone No.	503-272-8838
Destination License Number	010-1004748743D	Date and Approx. Time of Departure	11/10/2020 12:30 PM
Address of Destination	15865 SW 74th Avenue Ste 110 Tigard, OR 97224 County: Washington	Date and Approx. Time of Arrival	11/10/2020 4:30 PM
		Date/Time Received	11/10/2020 18:29
		Notes: details for extenuating circumstances (e.g., road closure, flat tire, etc.)	
Route to be Traveled Head east on W 2nd Ave toward Adams St Turn right onto Monroe St Turn right onto W 6th Ave Pass by Jack in the Box (on the left in 0.7 Slight left onto W 5th Ave Turn right onto Seneca Rd Turn left onto W 1st Ave Turn left onto Grimes St			
Name of Person Transporting	Scott Forster	Handler Permit No. of Driver	SC Sampler
State Driver's License No.	A625521	Signature of Person Transporting	<i>SAT</i>
Make, Model, License Plate No.	Nissan Kicks 249 MGD		
1. Package I Shipped	Production Batch No.	Item Name	Quantity
1A4010300003909000013710 Lab Test: SubmittedForTesting		Gak Gas LB (Rogue-867) (Extracts)	Shp: 7.1400 g
Item Details			
Source Harvest(s)	Gas Gas - Harvest 9/02/2020		
Source Package(s)	1A4010300003909000013701		
2. Package I Shipped	Production Batch No.	Item Name	Quantity
1A4010300003909000013711 Lab Test: SubmittedForTesting		Fatso CRJ (Focus-873) (Extracts)	Shp: 7.1600 g
Item Details			
Source Harvest(s)	Fatso H 9.14.20		
Source Package(s)	1A4010300003909000013702		
3. Package I Shipped	Production Batch No.	Item Name	Quantity
1A4010300003909000013715 Lab Test: SubmittedForTesting		RETREATS: Hybrid Rec 10pk (SBS-115-13216) (Edibles (each))	Shp: 2.0000 ea
Item Details			
Source Harvest(s)	Wgt: 35 g		
Source Harvest(s)	(multi-harvest)		
Source Package(s)	1A4010300003909000013216		
4. Package I Shipped	Production Batch No.	Item Name	Quantity
1A4010300003909000013712 Lab Test: SubmittedForTesting		Tropicana Punch RJ (Rogue-852) (Extracts)	Shp: 7.3000 g
Item Details			
Source Harvest(s)	Tropicana Punch - Harvest 8/21/2020		
Source Package(s)	1A4010300003909000013705		



**OREGON LIQUOR CONTROL COMMISSION
CANNABIS TRANSPORTATION MANIFEST**



20K0063
20K0067

All sales transactions are to be completed prior to transportation of any CANNABIS. The receiving entity may reject product delivered, but amount delivered must be limited to amount agreed upon in prior sales transaction.

Manifest No.	0002803805	Date Created	11/10/2020 12:17 PM
5. Package I Shipped	Production Batch No.	Item Name	Quantity
1A4010300003909000013714 Lab Test: SubmittedForTesting		RETREATS: Sativa Rec 10pk (Narnia-116-13240) (Edibles (each))	Shp: 2.0000 ea
Item Details	Wgt: 35 g		
Source Harvest(s)	Harvest #19 - Narnia - 1/9/20		
Source Package(s)	1A4010300003909000013240		
6. Package I Shipped	Production Batch No.	Item Name	Quantity
1A4010300003909000013713 Lab Test: SubmittedForTesting		Pennywise Infusible (Phillips-868) (Extracts)	Shp: 7.0800 g
Item Details			
Source Harvest(s)	2020-10-05-ACDC-H		
Source Package(s)	1A4010300003909000013706		
PRODUCT REJECTION (if only a portion of shipment is rejected, circle that portion above)			
Name of Person Receiving or Rejecting Product	Alfredo Montes de Oca		
I confirm that the contents of this shipment match weight records entered above, and I agree to take custody of those portions of this shipment <i>not</i> circled above. Those portions circled were returned to the individual delivering this shipment.			
Signature	AM	Date	11/10/2020
Signature of individual taking receipt of rejected portion of this shipment			

Client: Willamette Valley Alchemy Client License: 100096CBBC Date Sampled: 11/10/2020 Thermometer ID: T014
 Address Where Sampled: 870 W 2nd Ave unit: D Eugene, OR 97402 Requestor: Paul Sherman Event ID: 20K0063 Balance ID: SAMP_BAL_02
 Sampling SOP & Rev. #: SC-OR-SAMP-003 Sampler: Scott Forster Transporter: Scott Forster Hygrometer ID: Anemometer_02
 Lab ORELAP ID: 4133
 Lab OLCC ID: 1004748743D

Sampler Signature



Weight used (g)	Weight Set ID	Acceptance Criteria	Initial Measured	Initial P/F	Final Measured	Final P/F
0.5	SAMP_CAL_02	±2.5%	0.5	P	0.5	P
200		±2.5%	199.93		199.93	

Container Type	METRC Harvest/Processing Lot ID #:				Product Type	Client Sample Name	Product Date	Batch Size (g)
glass bowl	1A40103000390900013701				Concentrate	Gak Gas LB (Rogue-867)	11/6/2020	883
METRC Batch ID	Product Temp (°C)	Humidity (%)	# of Containers	Sampling Media	# Zones	# of Inc.	1° Sample (g)	Sample Name
	17.2	52.7	2	vial	4	6	0.58333333	Gak Gas LB (Rogue-867) Primary
Lab Sample ID	Container ID		Increment Zone	Sampling Media Wt. (g)	Wt. Inc+Media (g)	Increment Weight (g)	Sample METRC ID#	
20K0063-01	Gak Gas LB (Rogue-867)-1		A3	0	0.59	0.59	13710	
20K0063-01	Gak Gas LB (Rogue-867)-1		A3	0.59	1.18	0.59	13710	
20K0063-01	Gak Gas LB (Rogue-867)-2		B1	1.18	1.77	0.59	13710	
20K0063-01	Gak Gas LB (Rogue-867)-2		B2	1.77	2.36	0.59	13710	
20K0063-01	Gak Gas LB (Rogue-867)-2		B3	2.36	2.95	0.59	13710	
20K0063-01	Gak Gas LB (Rogue-867)-2		B4	2.95	3.6	0.65	13710	
Totals:								
			6	6	Total Primary Mass = 3.6		Primary + Duplicate Mass = 7.14 g	

Observations and Abnormalities:	Batch #	Equipment	Cont. Types/Sizes	Uniform	Plant Colors	Shape and Size	Sampling Plan ID & Rev. Date

METRC Batch ID	Product Temp (°C)	Humidity (%)	# of Containers	Sampling Media	# Zones	# of Inc.	1° Sample (g)	Sample Name
	17.2	52.7	2	vial	4	6	0.58333333	Gak Gas LB (Rogue-867) Duplicate
Lab Sample ID	Container ID		Increment Zone	Sampling Media Wt. (g)	Wt. Inc+Media (g)	Increment Weight (g)	Sample METRC ID#	
20K0063-02	Gak Gas LB (Rogue-867)-1		A2	0	0.59	0.59	13710	
20K0063-02	Gak Gas LB (Rogue-867)-1		A2	0.59	1.18	0.59	13710	
20K0063-02	Gak Gas LB (Rogue-867)-1		A3	1.18	1.77	0.59	13710	
20K0063-02	Gak Gas LB (Rogue-867)-2		B1	1.77	2.36	0.59	13710	
20K0063-02	Gak Gas LB (Rogue-867)-2		B1	2.36	2.95	0.59	13710	
20K0063-02	Gak Gas LB (Rogue-867)-2		B1	2.95	3.54	0.59	13710	

Totals:		6		6		Total Duplicate Mass = 3.54	
Observations and Abnormalities:		Batch #	Equipment	Cont. Types/Sizes	Uniform	Plant Colors	Shape and Size
							Sampling Plan ID & Rev. Date

Container Type	METRC Harvest/Processing Lot ID #:				Product Type	Client Sample Name	Product Date	Batch Size (g)
glass bowl	1A4010300003909000013702				Concentrate	Fatso CRJ (Focus-873)	11/6/2020	740
METRC Batch ID	Product Temp (°C)	Humidity (%)	# of Containers	Sampling Media	# Zones	# of Inc.	1° Sample (g)	Sample Name
	17.2	52.7	2	vial	4	6	0.583333333	Fatso CRJ (Focus-873) Primary
Lab Sample ID	Container ID		Increment Zone	Sampling Media Wt. (g)	Wt. Inc+Media (g)	Increment Weight (g)	Sample METRC ID#	
20K0063-03	Fatso CRJ (Focus-873)-1		A2	0	0.59	0.59	13711	
20K0063-03	Fatso CRJ (Focus-873)-1		A2	0.59	1.18	0.59	13711	
20K0063-03	Fatso CRJ (Focus-873)-1		A3	1.18	1.77	0.59	13711	
20K0063-03	Fatso CRJ (Focus-873)-2		B1	1.77	2.36	0.59	13711	
20K0063-03	Fatso CRJ (Focus-873)-2		B1	2.36	2.95	0.59	13711	
20K0063-03	Fatso CRJ (Focus-873)-2		B1	2.95	3.57	0.62	13711	
Totals:		6		6		Total Primary Mass = 3.57		Primary + Duplicate Mass = 7.16 g

Observations and Abnormalities:		Batch #	Equipment	Cont. Types/Sizes	Uniform	Plant Colors	Shape and Size	Sampling Plan ID & Rev. Date

METRC Batch ID	Product Temp (°C)	Humidity (%)	# of Containers	Sampling Media	# Zones	# of Inc.	1° Sample (g)	Sample Name
	17.2	52.7	2	vial	4	6	0.583333333	Fatso CRJ (Focus-873) Duplicate
Lab Sample ID	Container ID		Increment Zone	Sampling Media Wt. (g)	Wt. Inc+Media (g)	Increment Weight (g)	Sample METRC ID#	
20K0063-04	Fatso CRJ (Focus-873)-1		A1	0	0.59	0.59	13711	
20K0063-04	Fatso CRJ (Focus-873)-1		A3	0.59	1.18	0.59	13711	
20K0063-04	Fatso CRJ (Focus-873)-2		B1	1.18	1.77	0.59	13711	
20K0063-04	Fatso CRJ (Focus-873)-2		B1	1.77	2.36	0.59	13711	
20K0063-04	Fatso CRJ (Focus-873)-2		B1	2.36	2.95	0.59	13711	
20K0063-04	Fatso CRJ (Focus-873)-2		B3	2.95	3.59	0.64	13711	

Totals:	6	6			Total Duplicate Mass = 3.59	Primary + Duplicate Mass = 7.16 g	
Observations and Abnormalities:	Batch #	Equipment	Cont. Types/Sizes	Uniform	Plant Colors	Shape and Size	Sampling Plan ID & Rev. Date

Container Type	METRC Harvest/Processing Lot ID #:				Product Type	Client Sample Name	Product Date	Batch Size (g)
glass bowl	1A4010300003909000013705				Concentrate	Tropicana Punch RJ (Rogue-852)	11/9/2020	500
METRC Batch ID	Product Temp (°C)	Humidity (%)	# of Containers	Sampling Media	# Zones	# of Inc.	1° Sample (g)	Sample Name
	17.2	52.7	2	vial	4	4	0.875	Tropicana Punch RJ (Rogue-852) Primary
Lab Sample ID	Container ID		Increment Zone	Sampling Media Wt. (g)	Wt. Inc+Media (g)	Increment Weight (g)	Sample METRC ID#	
20K0063-05	Tropicana Punch RJ (Rogue-852)-1		A1	0	0.88	0.88	13712	
20K0063-05	Tropicana Punch RJ (Rogue-852)-1		A4	0.88	1.76	0.88	13712	
20K0063-05	Tropicana Punch RJ (Rogue-852)-1		A4	1.76	2.64	0.88	13712	
20K0063-05	Tropicana Punch RJ (Rogue-852)-2		B3	2.64	3.65	1.01	13712	
Totals:	4	4				Total Primary Mass = 3.65	Primary + Duplicate Mass = 7.3 g	
Observations and Abnormalities:	Batch #	Equipment	Cont. Types/Sizes	Uniform	Plant Colors	Shape and Size	Sampling Plan ID & Rev. Date	
METRC Batch ID	Product Temp (°C)	Humidity (%)	# of Containers	Sampling Media	# Zones	# of Inc.	1° Sample (g)	Sample Name
	17.2	52.7	2	vial	4	4	0.875	Tropicana Punch RJ (Rogue-852) Duplicate
Lab Sample ID	Container ID		Increment Zone	Sampling Media Wt. (g)	Wt. Inc+Media (g)	Increment Weight (g)	Sample METRC ID#	
20K0063-06	Tropicana Punch RJ (Rogue-852)-1		A4	0	0.88	0.88	13712	
20K0063-06	Tropicana Punch RJ (Rogue-852)-2		B1	0.88	1.76	0.88	13712	
20K0063-06	Tropicana Punch RJ (Rogue-852)-2		B2	1.76	2.64	0.88	13712	
20K0063-06	Tropicana Punch RJ (Rogue-852)-2		B4	2.64	3.65	1.01	13712	

Totals:	4	4	Total Duplicate Mass = 3.65	Primary + Duplicate Mass = 7.3 g
---------	---	---	-----------------------------	----------------------------------

Observations and Abnormalities:	Batch #	Equipment	Cont. Types/Sizes	Uniform	Plant Colors	Shape and Size	Sampling Plan ID & Rev. Date

Container Type	METRC Harvest/Processing Lot ID #:				Product Type	Client Sample Name	Product Date	Batch Size (g)
mason jar	1A4010300003909000013706				Concentrate	Pennywise Infusible (Phillips-868	11/9/2020	693
METRC Batch ID	Product Temp (°C)	Humidity (%)	# of Containers	Sampling Media	# Zones	# of Inc.	1° Sample (g)	Sample Name
	17.2	52.7	1	vial	4	6	0.58333333	Pennywise Infusible (Phillips-868) Primary
Lab Sample ID	Container ID		Increment Zone	Sampling Media Wt. (g)	Wt. Inc+Media (g)	Increment Weight (g)	Sample METRC ID#	
20K0063-07	Pennywise Infusible (Phillips-868)-1		A1	0	0.59	0.59	13713	
20K0063-07	Pennywise Infusible (Phillips-868)-1		A1	0.59	1.18	0.59	13713	
20K0063-07	Pennywise Infusible (Phillips-868)-1		A1	1.18	1.77	0.59	13713	
20K0063-07	Pennywise Infusible (Phillips-868)-1		A1	1.77	2.36	0.59	13713	
20K0063-07	Pennywise Infusible (Phillips-868)-1		A2	2.36	2.95	0.59	13713	
20K0063-07	Pennywise Infusible (Phillips-868)-1		A4	2.95	3.55	0.6	13713	
Totals:	6		6	Total Primary Mass = 3.55			Primary + Duplicate Mass = 7.08 g	
Observations and Abnormalities:	Batch #	Equipment	Cont. Types/Sizes	Uniform	Plant Colors	Shape and Size	Sampling Plan ID & Rev. Date	
METRC Batch ID	Product Temp (°C)	Humidity (%)	# of Containers	Sampling Media	# Zones	# of Inc.	1° Sample (g)	Sample Name
	17.2	52.7	1	vial	4	6	0.58333333	Pennywise Infusible (Phillips-868) Duplicate

Lab Sample ID	Container ID	Increment Zone	Sampling Media Wt. (g)	Wt. Inc+Media (g)	Increment Weight (g)	Sample METRC ID#	
20K0063-08	Pennywise Infusible (Phillips-868)-1	A1	0	0.59	0.59	13713	
20K0063-08	Pennywise Infusible (Phillips-868)-1	A2	0.59	1.18	0.59	13713	
20K0063-08	Pennywise Infusible (Phillips-868)-1	A2	1.18	1.77	0.59	13713	
20K0063-08	Pennywise Infusible (Phillips-868)-1	A3	1.77	2.36	0.59	13713	
20K0063-08	Pennywise Infusible (Phillips-868)-1	A4	2.36	2.95	0.59	13713	
20K0063-08	Pennywise Infusible (Phillips-868)-1	A4	2.95	3.53	0.58	13713	
Totals:		6	6	Total Duplicate Mass = 3.53		Primary + Duplicate Mass = 7.08 g	
Observations and Abnormalities:	Batch #	Equipment	Cont. Types/Sizes	Uniform	Plant Colors	Shape and Size	Sampling Plan ID & Rev. Date



CHAIN OF CUSTODY

SC Laboratories Oregon LLC
 15865 SW 74th Avenue, Ste 110
 Tigard OR, 97224
 (503) 272-8830
 ORELAP ID # 4133
 www.sciabs.com

Client	Willamette Valley Alchemy	COC #	1/1
Address Where Sampled	870 W 2nd Ave unit: D Eugene, OR 97402	Work Order #	20K0063
Date Sampled	11/10/2020	Received By	<i>am</i>
OLCC License #	100096CBBC	Received Date	11/10/2020
OLCC License Type	Processor	Courier	Scott Forster
Email	lettvallevalchemv@gmail.com	Name of Sampler	Scott Forster
Phone	541.255.9170	Transfer Manifest #	2803905
Sampler OLCC License #	010-1004748743D	Place where Sampled	870 W 2nd Ave unit: D Eugene, OR 97402

Sample Type Legend

- U - Usable Marijuana
- C - Concentrate
- P - Product
- O - Other

TESTS REQUESTED

Sample Name	Time	METRC Label	Unique Batch Number	SC Labs LIMS ID	Sample Type	Total Sample Mass	# of Increments	Potency	Water Activity	Moisture Content	Pesticide	Residual Solvent	Terpene	Sample Specific Notes
Gak Gas LB (Rogue-867) Primary		13710	Gak Gas LB (Rogue-867)	20K0063-01	C	3.6	6	X			X	X	X	
Gak Gas LB (Rogue-867) Duplicate		13710	Gak Gas LB (Rogue-867)	20K0063-02	C	3.54	6	X			X	X	X	
Fatso CRJ (Focus-873) Primary		13711	Fatso CRJ (Focus-873)	20K0063-03	C	3.57	6	X			X	X	X	
Fatso CRJ (Focus-873) Duplicate		13711	Fatso CRJ (Focus-873)	20K0063-04	C	3.59	6	X			X	X	X	
Tropicana Punch RJ (Rogue-852) Primary		13712	Tropicana Punch RJ (Rogue-852)	20K0063-05	C	3.54	4	X			X	X	X	
Tropicana Punch RJ (Rogue-852) Duplicate		13712	Tropicana Punch RJ (Rogue-852)	20K0063-06	C	3.54	4	X			X	X	X	
Pennywise Infusible (Phillips-868) Primary		13713	Pennywise Infusible (Phillips-868)	20K0063-07	C	3.55	6	X			X	X	X	
Pennywise Infusible (Phillips-868) Duplicate		13713	Pennywise Infusible (Phillips-868)	20K0063-08	C	3.53	6	X			X	X	X	

Notes/Special Considerations: Opt OUT of Sample Duplicate Yes No

Sample Name	Time	Signature	Date	Print Name	Date	Print Name	Date
Samples Relinquished		<i>[Signature]</i>	11/10/20	Scott Forster	11/10/20	Scott Forster	11/10/20
Samples Received		<i>[Signature]</i>					